



Government of Rajasthan



REPORT ON MEDICAL CERTIFICATION OF CAUSE OF DEATH (MCCD)

2024

**DIRECTORATE OF ECONOMICS AND
STATISTICS, RAJASTHAN, JAIPUR**

MEDICAL CERTIFICATION

OF

CAUSE OF DEATH (MCCD)

RAJASTHAN

2024

Directorate of Economics and Statistics
Statistics Department, Yojana Bhawan
Tilak Marg, Jaipur

INDEX

MEDICAL CERTIFICATION OF CAUSE OF DEATH (MCCD)

S.NO.	CONTENTS	PAGE NO.
1.	INTRODUCTION	1-2
	METHODOLOGY	
	SCHEME OF MCCD: STATUS OF IMPLEMENTATION	
	MCCD STATUS: STATE SCENARIO: FLOW OF DATA OF PROCESSING	
	SCOPE OF THE REPORT	
2.	FINDING THE INTRODUCTION OF LEADING CAUSE OF DEATH	2-3
3.	FINDING THE INTRODUCTION OF DEATH BY THE AGE GROUP WISE	3-4
4.	FINDING THE INTRODUCTION OF DEATH BY THE GENDER WISE	4-5
5.	COMPARISON OF MCCD AND CRS DATA	5-6
6.	MAJOR GROUPS DATA PERCENTAGEWISE	7
7.	MAJOR GROUPS DATA AGEWISE	8-10
8.	YEARWISE STATUS OF MCCD	11
9.	CHART	12-16
10.	TABLE	17-60

1. Introduction:

The size and geographical distribution of deaths in relation to prevalence of diseases, evaluation of risks of deaths from various causes at different ages, the medical implications of combination of the conditions resulting in death, proportion of deaths occurring in hospitals are a crucial aspect of interest to many professionals. Public health executives, administrators, policy makers, researchers and other professionals, therefore depend heavily on analysis of causes of death for vital statistical data, for formulating national and State health care policies and programs. It is fundamental for monitoring as well as improving the methods of diagnosis and analysis also play (MCCD) an important role in advanced medical research. Medical Certification of Cause of Death forms are an integral part of the vital statistics System under Registration of Births and Deaths system which aims at providing a reliable database for generating cause specific mortality statistics on a regular basis.

Currently, Medical Research is facing challenges from the spread of a variety of disease like Cancer, AIDS, Heart Diseases, Juvenile Diabetes, Non-Communicable & Communicable Diseases, Swine flu, Corona virus and Chikungunya etc. Good documentation of information on the causes of death is indispensable for tackling these issues. Recognizing this fact and in order to draw the profile of different natural and manmade causes of death, under the aegis of World Health Organization, the international community of Medical Professionals have codified most of the disease labeling them “International Classification of Diseases (ICD)” This ICD is customized to the Indian conditions under the scheme of ‘Medical Certification of Cause of Death’ (MCCD).

This report is based on the 10th revision of ICD. The statistics presented in this report, give information on cause specific mortality cross classified by sex and age groups.

Methodology

The necessary data is collected in the prescribed formats i.e. form no.4 for institutional deaths and form no. 4A for non-institutional death. These both formats are to be filled up by the medical professional who has attended the deceased during his illness. Thereafter, these filled formats are to be submitted to the concerned registrars of the birth and death for the detailed tabulation as per the national list of causes of death based, based on the tenth revision of International classification of disease (ICD 10) for onward transmission to the Chief Registrar’s office. Afterwards, the state government submits this to the office of the Registrar General of India in the standardized format for the national level consolidation.

Scheme of MCCD: Status of Implementation:

In order to take the MCCD Scheme forward in a systematic manner in the country, the Registrar General, India has been impressing upon all the States/Union Territories to bring

all hospitals (Government & Private) and private medical practitioners under its coverage, both in rural as well as urban areas by imposing issue of Notification. In this context it is mandatory for all hospitals (Government & Private) to fill MCCD form along with death report form on Pehchan Web Portal. 5770 hospitals (Government & Private) are reporting under this scheme.

“The provisions of the amended RBD Act 2023” where death occurs in medical institution providing specialized treatment or general treatment, every such institution, irrespective of ownership or death of any person occurring in any place other than medical institution, such person was during his recent illness attended to by a medical practitioner, such medical practitioner shall, after the death of that person, free of charge, forthwith issue, a certificate of the cause of death, including the history of illness, if any, to the person required under this Act to give information concerning the death in such form as may be prescribed, and the person, on receipt of the certificate, shall deliver the same to the Registrar at the time of giving information of the death as required under this Act.”

MCCD Status: State Scenario: Flow of Data and Processing:

The certificates of cause(s) of death certified by the doctors are scrutinized & coded as per ICD-10th revision derived as per the National list prescribed / designed by the Registrar General, India and sent in the prescribed format directly from the institutions covered under the scheme of MCCD on regular basis to the Directorate.

Scope of the report

The Rajasthan State government report on Medical Certification of Cause of Death – 2024 is based upon total 107301 (Males: 69374, Females 37910 and transgender 17) medically certified deaths (22.63 percent of total registered deaths). As mentioned above, owing to different levels of efficiency of medical certification across the State, the number of deaths reported therein may lack the representative feature in the strict sense. However, it may be sufficient to throw some valuable insight into deaths by various cause groups.

2. Findings the introduction of leading cause of death:

During the year 2024 the highest leading cause of deaths are following:

- 1 Diseases of Circulatory System (23.35%)
 - 2 Symptoms, signs and abnormal clinical and laboratory findings (18.53%)
 - 3 Diseases of Respiratory System (16.53%).
 - 4 Certain Infectious and Parasitic Diseases (8.74%)
 - 5 Certain conditions originating in Prenatal Period (7.13%)
- Among the major cause group “Diseases of Circulatory System”, have been registered the highest deaths account 56.22% for the ‘Diseases of Pulmonary Circulation and Other Forms of Heart Disease’.

- “Symptoms, signs and abnormal clinical and laboratory findings (18.53%)” is the second leading cause groups in which the total deaths have been for this group.
- “Diseases of Respiratory System”, is the third leading cause group, in which the highest deaths account 66.54% for the ‘Other Diseases of The Respiratory System’.
- The fourth leading cause group “Certain Infectious and Parasitic Diseases” in this group the highest deaths have been 61.49% for ‘other bacterial diseases’.
- “Certain conditions originating in Prenatal Period” (7.13%) is the fifth leading cause groups in which the total deaths have been for this group.

Finding the introduction of death by the Age group wise:

- Around 12.46% of reported medically certified deaths have been of the infants (age less than 1 year).
- About 57.20% of infant deaths have been reported to be caused by “Certain conditions originating in the perinatal period” out of total infant deaths.
- Around 1.24% of reported medically certified deaths have been of the children aged ‘1-4’.
- Among the children aged ‘1-4’ “Symptoms, signs and abnormal clinical and laboratory findings” have taken the highest toll of 30.63%.
- Around 2.12% of reported medically certified deaths have been of the children aged ‘5-14’.
- In the age group ‘5-14’, major group “Symptoms, signs and abnormal clinical and laboratory findings” is in the topmost position with the share of 29.71%.
- Around 4.95 % of reported medically certified deaths have been in the age group ‘15-24’.
- In the age-group of ‘15-24’, major group, “Symptoms, signs and abnormal clinical and laboratory findings” is the first among the leading causes contributing around 21.71%.
- Around 7.58% of reported medically certified deaths have been in the age group ‘25-34’.
- In the age-group of ‘25-34’, major group, “Symptoms, signs and abnormal clinical and laboratory findings” contribute around 19.67% of death under this age group.

- Around 10.36 % of reported medically certified deaths have been in the age group '35-44'.
- In the age-group '35-44', major leading cause is "Symptoms, signs and abnormal clinical and laboratory findings" having share of 24.69%.
- Around 12.57% of reported medically certified deaths have been in the age group '45-54'.
- For the age-groups of '45-54', the leading causes of death is "Diseases of Circulatory System" having 25.40%.
- 16.38% of the total medically certified death comes under the age group '55-64'.
- In this age group 55-64 the first leading cause of death are "Diseases of Circulatory System" having 29.34%.
- Around 9.26% of reported medically certified deaths have been in the age group '65-69'. The leading cause of death is "Diseases of Circulatory System" (32.73%).
- The age group '70 and above' contributes the maximum incidence (23.07%) of total medically certified deaths. The leading causes of death are "Diseases of Circulatory System" (35.14%).

4. Finding the introduction of death by the Gender wise:

- Out of total medically certified deaths, 64.65% are from male, 35.33% from female and 0.02% from transgender.
- There is significant difference between male, female and transgender for all age groups under medically certified deaths.
- The difference in percentage is significantly high in all age groups.
- For infant age less than one year, 60.59% of deaths are from male, 39.32% female and 0.09% transgender.
- Around 53.83% of deaths are from male, 46.17% female and 0.00% transgender in the age group 1-4.
- 54.31% are male deaths, 45.69% are female deaths and 0.00% are transgender deaths in the age group 5-14.
- 15-24 age group comprises 59.37% male deaths, 40.59% female deaths and 0.04% transgender deaths.
- In the age group 25-34, 66.74% of deaths are from male, 33.26% female and 0.00% transgender.
- Around 73.33% of deaths are from male, 26.66% female and 0.01% transgender in the age group 35-44.

- In 45-54 age group, 70.79 % are male deaths, 29.20% are female deaths and 0.01% transgender deaths.
- 55-64 is the age group in which 65.68% are male deaths, 34.31% are female deaths and 0.01% transgender deaths.
- In the age group 65-69, male deaths are 64.92%, female deaths are 35.08% and transgender deaths are 0.00%.
- In the age group 70 and above, 60.75% of deaths are from male, 39.25% of deaths are from female and 0.00% deaths from transgender.

5. Comparison of MCCD and CRS Data:

The data on MCCD is presented as per the National List based on 10th revision of International Classification of Diseases (ICD-10), to facilitate meaningful comparison and drawing valid conclusions thereof. The report aims at summarizing the findings of the data reported on medically certified deaths for Rajasthan by age, sex and major cause-groups. 'The report on Medical Certification of Cause of Death – 2024 is based on 107301 (Males: 69374, Females: 37910 and transgender: 17) medically certified deaths. This represents 22.63% of total registered deaths in the State during the year 2024.

Table 2.1 Number of deaths reported under CRS and MCCD

Year	Registered Deaths under CRS	Institutional Death	MCCD	Percentage of MCCD to total Deaths	Percentage of MCCD to Inst. Deaths
2023	464477	114793	93986	20.23	81.87
2024	474072	116043	107301	22.63	92.47

Table 2.1 gives a comparison of death under Civil Registration System (CRS) and Medically Certified Death. It may be noted that in the year 2024, 22.63% of total registered deaths in the state are medically certified, which in the year 2023 was 20.23%.

Table 2.2 Age wise number of deaths reported under CRS and MCCD

Age group	Registered Deaths under CRS	MCCD	Percentage of total Deaths
Less than 1	13495	13368	99.06
1-4	2351	1332	56.66
5-14	6717	2272	33.82
15-24	16848	5311	31.52
25-34	26128	8138	31.15
35-44	32942	11120	33.76
45-54	50704	13493	26.61
55-64	76171	17574	23.07
65-69	74747	9941	13.30
70 & Above	173969	24752	14.23
Not specified	0	0	0
Total	474072	107301	22.63

GROUPWISE TABLES(1-22) OF MCCD REPORT 2024						
GROUP No.	NAME	MALE	FEMALE	Transgender	TOTAL	%
1	CERTAIN INFECTIOUS AND PARASITIC DISEASES(A00-B99)	6030	3348	2	9380	8.74
2	NEOPLASMS(C00-D48)	2432	1413	0	3845	3.58
3	DISEASE OF THE BLOOD AND BLOOD FORMING ORGANS AND CERTAIN DISORDERS INVOLVING THE IMMUNE MECHANISM(D50-D89)	606	458	0	1064	0.99
4	ENDOCRINE,NUTRITIONAL AND METABOLIC DISEASE(E00-E89)	796	622	1	1419	1.32
5	MENTAL AND BEHAVIOURAL DISORDERS (F01-F99)	190	69	0	259	0.24
6	DISEASES OF THE NERVOUS SYSTEM(G00-G98)	1440	855	0	2295	2.14
7	DISEASES OF THE EYE AND DNEXA(H00-H59)	40	22	0	62	0.06
8	DISEASES OF THE EAR AND MASTOID PROCESS (H60-H95)	9	6	0	15	0.01
9	DISEASES OF THE CIRCULATORY SYSTEM (I00-I99)	15639	9416	1	25056	23.35
10	DISEASES OF THE RESPIRATORY SYSTEM (J00-J98)	11816	5924	1	17741	16.53
11	DISEASES OF THE DIGESTIVE SYSTEM (K00-K92)	3387	937	0	4324	4.03
12	DISEASES OF THE SKIN AND SUBCUTANEOUS TISSUE (L00-L98)	85	67	0	152	0.14
13	DISEASES OF THE MUSCULOSKELETAL SYSTEM AND CONNECTIVE TISSUE (M00-M99)	534	311	0	845	0.79
14	DISEASES OF THE GENITOURINARY SYSTEM (N00-N99)	1857	1154	0	3011	2.81
15	PREGNANCY,CHILD BIRTH AND THE PUERPERIUM (O00-O99)	0	620	0	620	0.58
16	CERTAIN CONDITIONS ORIGINATING IN THE PERINATAL PERIOD (P00-P96)	4590	3048	8	7646	7.13
17	CONGENITAL MALFORMATIONS, DEFORMATIONS AND CHROMOSOMAL ABNORMALITIES (Q00-Q99)	608	370	1	979	0.91
18	SYMPTOMS, SIGNS AND ABNORMAL CLINICAL AND LABORATORY FINDINGS,NOT ELSEWHERE CLASSIFIED (R00-R99)	12897	6986	3	19886	18.53
19	INJURY, POISONING AND CERTAIN OTHER CONSEQUENCES OF EXTERNAL CAUSES (S00-T98)	4020	1503	0	5523	5.15
20	EXTERNAL CAUSES OF MORBIDITY AND MORTALITY (V01-Y89)	2069	601	0	2670	2.49
21	FACTORS INFLUENCING HEALTH STATUS AND CONTACT WITH HEALTH SERVICES (Z00-Z99)	188	119	0	307	0.29
22	CODES FOR SPECIAL PURPOSES (U00-U99)	141	61	0	202	0.19
Total		69374	37910	17	107301	100.00

Medically Certified Deaths by Age and Sex According to National list of tenth revision of ICD during the year 2024													
AGE GROUPS													
CAUSE OF DEATH	GENDER	LESS THAN 1	1-4	5-14	15-24	25-34	35-44	45-54	55-64	65-69	70 AND ABOVE	NOT SPECIFIED	TOTAL
(i) CERTAIN INFECTIOUS AND PARASITIC DISEASES(A00-B99)	Male	534	66	158	261	537	708	915	1009	569	1273	0	6030
	Female	343	81	152	288	320	271	321	512	274	786	0	3348
	Transgender	0	0	0	0	0	0	1	1	0	0	0	2
	Total	877	147	310	549	857	979	1237	1522	843	2059	0	9380
(ii) NEOPLASMS(C00-D48)	Male	24	19	65	98	104	267	465	600	289	501	0	2432
	Female	10	10	16	58	90	180	304	356	157	232	0	1413
	Transgender	0	0	0	0	0	0	0	0	0	0	0	0
	Total	34	29	81	156	194	447	769	956	446	733	0	3845
(iii) DISEASE OF THE BLOOD AND BLOOD FORMING ORGANS AND CERTAIN DISORDERS INVOLVING THE IMMUNE MECHANISM(D50-D89)	Male	47	17	27	31	41	64	80	96	59	144	0	606
	Female	38	9	26	47	48	38	40	61	37	114	0	458
	Transgender	0	0	0	0	0	0	0	0	0	0	0	0
	Total	85	26	53	78	89	102	120	157	96	258	0	1064
(iv) ENDOCRINE,NUTRITIONAL AND METABOLIC DISEASE(E00-E90)	Male	44	10	19	31	50	90	110	145	83	214	0	796
	Female	30	6	35	30	38	35	71	126	77	174	0	622
	Transgender	1	0	0	0	0	0	0	0	0	0	0	1
	Total	75	16	54	61	88	125	181	271	160	388	0	1419
(v) MENTAL AND BEHAVIOURAL DISORDERS (F01-F99)	Male	8	1	1	6	23	25	37	37	18	34	0	190
	Female	4	0	3	7	1	3	7	14	8	22	0	69
	Transgender	0	0	0	0	0	0	0	0	0	0	0	0
	Total	12	1	4	13	24	28	44	51	26	56	0	259
(vi) DISEASES OF THE NERVOUS SYSTEM(G00-G98)	Male	245	65	121	81	108	142	166	185	88	239	0	1440
	Female	107	56	99	56	61	61	79	110	49	177	0	855
	Transgender	0	0	0	0	0	0	0	0	0	0	0	0
	Total	352	121	220	137	169	203	245	295	137	416	0	2295
(vii) DISEASES OF THE EYE AND DNEXA(H00-H59)	Male	3	0	1	3	1	7	4	10	3	8	0	40
	Female	2	1	0	0	2	1	5	4	4	3	0	22
	Transgender	0	0	0	0	0	0	0	0	0	0	0	0
	Total	5	1	1	3	3	8	9	14	7	11	0	62
(viii) DISEASES OF THE EAR AND MASTOID PROCESS (H60-H95)	Male	0	0	0	1	3	0	0	2	1	2	0	9
	Female	2	0	0	0	0	0	1	0	1	2	0	6
	Transgender	0	0	0	0	0	0	0	0	0	0	0	0
	Total	2	0	0	1	3	0	1	2	2	4	0	15

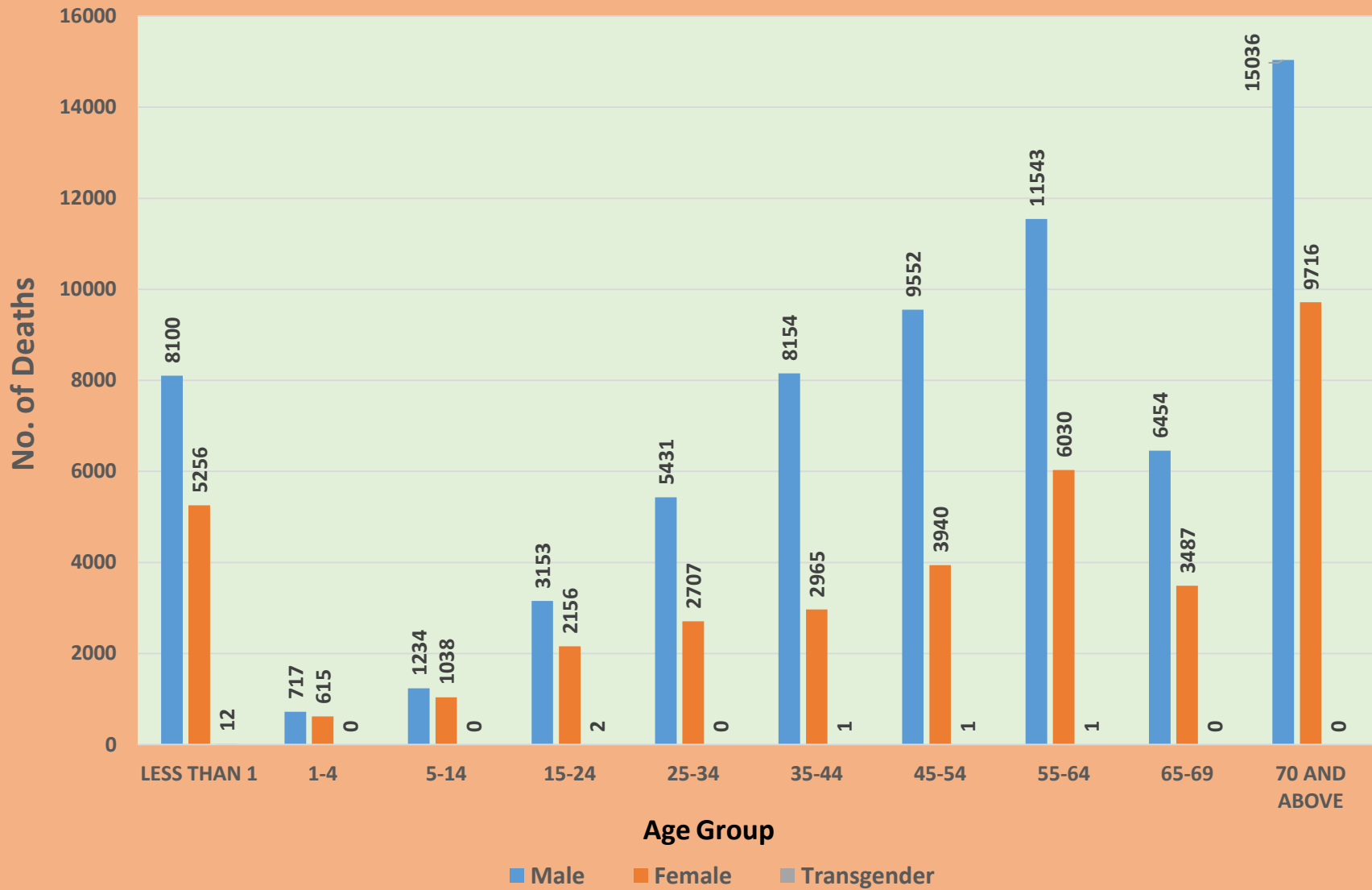
Medically Certified Deaths by Age and Sex According to National list of tenth revision of ICD during the year 2024													
AGE GROUPS													
(ix) DISEASES OF THE CIRCULATORY SYSTEM (I00-I99)	Male	187	63	83	422	785	1442	2343	3268	2032	5014	0	15639
	Female	115	52	69	251	441	611	1084	1888	1222	3683	0	9416
	Transgender	0	0	0	1	0	0	0	0	0	0	0	1
	Total	302	115	152	674	1226	2053	3427	5156	3254	8697	0	25056
(x) DISEASES OF THE RESPIRATORY SYSTEM (J00-J98)	Male	608	125	139	288	597	992	1510	2348	1454	3755	0	11816
	Female	430	94	124	255	320	389	622	1065	630	1995	0	5924
	Transgender	0	0	0	1	0	0	0	0	0	0	0	1
	Total	1038	219	263	544	917	1381	2132	3413	2084	5750	0	17741
(xi) DISEASES OF THE DIGESTIVE SYSTEM (K00-K92)	Male	58	19	32	96	518	904	751	490	198	321	0	3387
	Female	28	15	32	60	94	102	131	182	88	205	0	937
	Transgender	0	0	0	0	0	0	0	0	0	0	0	0
	Total	86	34	64	156	612	1006	882	672	286	526	0	4324
(xii) DISEASES OF THE SKIN AND SUBCUTANEOUS TISSUE (L00-L98)	Male	6	0	2	1	4	8	15	17	15	17	0	85
	Female	7	1	2	0	16	3	6	14	4	14	0	67
	Transgender	0	0	0	0	0	0	0	0	0	0	0	0
	Total	13	1	4	1	20	11	21	31	19	31	0	152
(xiii) DISEASES OF THE MUSCULOSKELETAL SYSTEM AND CONNECTIVE TISSUE (M00-M99)	Male	9	3	7	25	36	62	97	106	62	127	0	534
	Female	12	5	13	25	33	30	33	54	27	79	0	311
	Transgender	0	0	0	0	0	0	0	0	0	0	0	0
	Total	21	8	20	50	69	92	130	160	89	206	0	845
(xiv) DISEASES OF THE GENITOURINARY SYSTEM (N00-N99)	Male	33	4	30	66	129	181	308	414	193	499	0	1857
	Female	26	8	26	59	100	122	162	240	119	292	0	1154
	Transgender	0	0	0	0	0	0	0	0	0	0	0	0
	Total	59	12	56	125	229	303	470	654	312	791	0	3011
(xv) PREGNANCY, CHILD BIRTH AND THE PUERPERIUM (O00-O99)	Male	0	0	0	0	0	0	0	0	0	0	0	0
	Female	0	0	0	166	230	153	65	6	0	0	0	620
	Transgender	0	0	0	0	0	0	0	0	0	0	0	0
	Total	0	0	0	166	230	153	65	6	0	0	0	620
(xvi) CERTAIN CONDITIONS ORIGINATING IN THE PERINATAL PERIOD (P00-P96)	Male	4590	0	0	0	0	0	0	0	0	0	0	4590
	Female	3048	0	0	0	0	0	0	0	0	0	0	3048
	Transgender	8	0	0	0	0	0	0	0	0	0	0	8
	Total	7646	0	0	0	0	0	0	0	0	0	0	7646

Medically Certified Deaths by Age and Sex According to National list of tenth revision of ICD during the year 2024													
AGE GROUPS													
(xvii) CONGENITAL MALFORMATIONS, DEFORMATIONS AND CHROMOSOMAL ABNORMALITIES (Q00-Q99)	Male	459	26	25	9	7	9	10	23	6	34	0	608
	Female	246	18	17	9	45	2	6	12	4	11	0	370
	Transgender	1	0	0	0	0	0	0	0	0	0	0	1
	Total	706	44	42	18	52	11	16	35	10	45	0	979
(xviii) SYMPTOMS, SIGNS AND ABNORMAL CLINICAL AND LABORATORY FINDINGS, NOT ELSEWHERE CLASSIFIED (R00-R99)	Male	1185	222	355	716	1096	2028	1799	2054	1115	2327	0	12897
	Female	767	186	320	437	505	717	718	1093	645	1598	0	6986
	Transgender	2	0	0	0	0	1	0	0	0	0	0	3
	Total	1954	408	675	1153	1601	2746	2517	3147	1760	3925	0	19886
(xix) INJURY, POSINING AND CERTAIN OTHER CONSEQUENCES OF EXTERNAL CAUSES (S00-T98)	Male	33	42	94	657	898	750	602	461	156	327	0	4020
	Female	24	41	71	307	253	166	182	184	82	193	0	1503
	Transgender	0	0	0	0	0	0	0	0	0	0	0	0
	Total	57	83	165	964	1151	916	784	645	238	520	0	5523
(xx) EXTERNAL CAUSES OF MORBIDITY AND MORTALITY (V01-Y98)	Male	10	34	68	349	469	440	306	205	74	114	0	2069
	Female	8	32	30	91	96	66	80	81	42	75	0	601
	Transgender	0	0	0	0	0	0	0	0	0	0	0	0
	Total	18	66	98	440	565	506	386	286	116	189	0	2670
(XXI) FACTORS INFLUENCING HEALTH STATUS AND CONTACT WITH HEALTH SERVICES (Z00-Z99)	Male	10	1	5	9	17	27	21	37	21	40	0	188
	Female	5	0	2	8	9	12	20	17	14	32	0	119
	Transgender	0	0	0	0	0	0	0	0	0	0	0	0
	Total	15	1	7	17	26	39	41	54	35	72	0	307
(XXII) CODES FOR SPECIAL PURPOSES (U00-U99)	Male	7	0	2	3	8	8	13	36	18	46	0	141
	Female	4	0	1	2	5	3	3	11	3	29	0	61
	Transgender	0	0	0	0	0	0	0	0	0	0	0	0
	Total	11	0	3	5	13	11	16	47	21	75	0	202
ALL CAUSES (MAJOR GROUP 1 TO22)	Male	8100	717	1234	3153	5431	8154	9552	11543	6454	15036	0	69374
	Female	5256	615	1038	2156	2707	2965	3940	6030	3487	9716	0	37910
	Transgender	12	0	0	2	0	1	1	1	0	0	0	17
	Total	13368	1332	2272	5311	8138	11120	13493	17574	9941	24752	0	107301

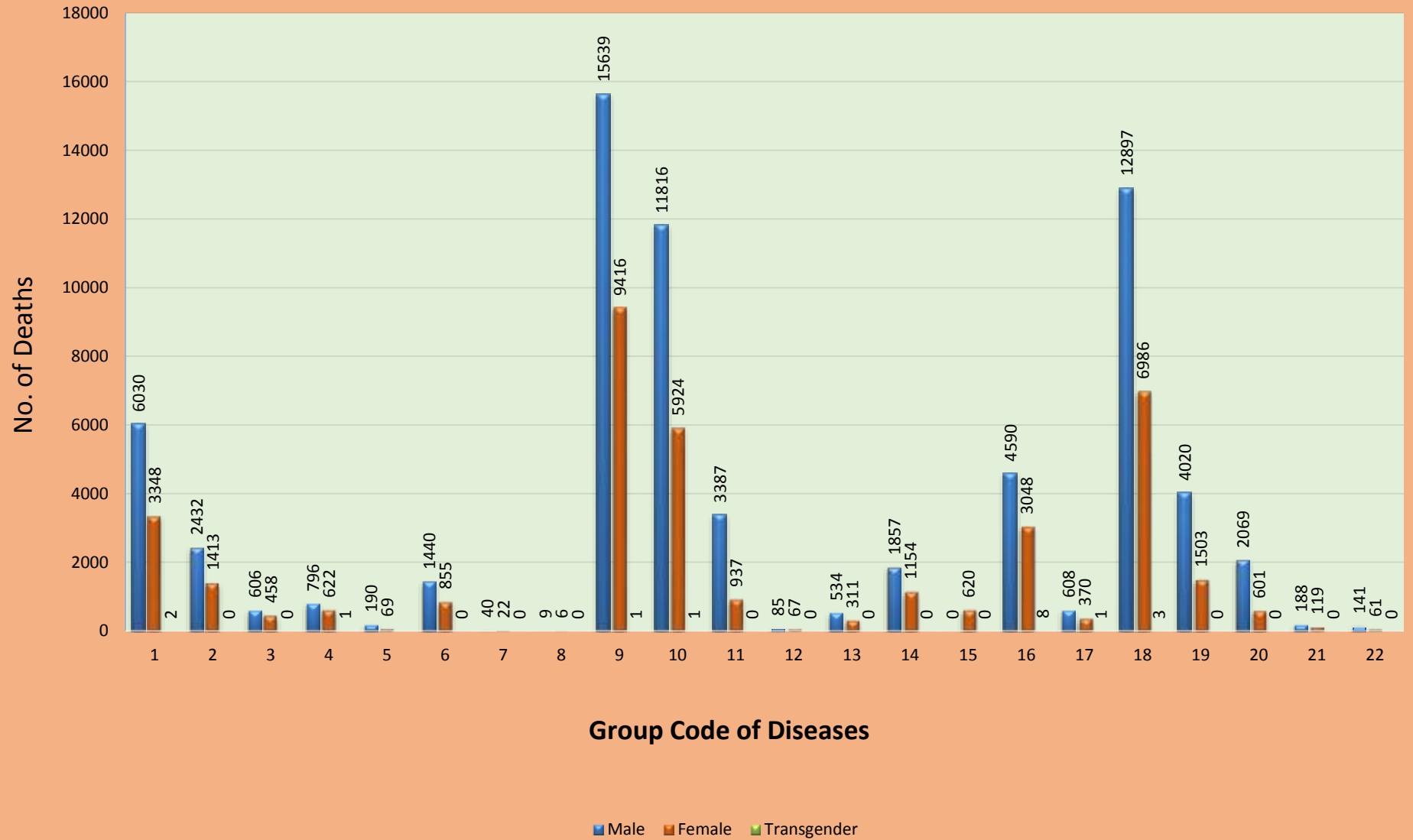
Yearwise Status of MCCD (event year 2022, 2023 and 2024)

Diseases Group No.	2022				2023				2024				
	Male	Female	Total	%	Male	Female	Total	%	Male	Female	Transgender	Total	%
1	4668	2455	7123	7.58	4967	2619	7586	7.07	6030	3348	2	9380	8.74
2	1941	1083	3024	3.22	2334	1429	3763	3.51	2432	1413	0	3845	3.58
3	472	388	860	0.92	610	417	1027	0.96	606	458	0	1064	0.99
4	646	513	1159	1.23	685	551	1236	1.15	796	622	1	1419	1.32
5	250	81	331	0.35	280	89	369	0.34	190	69	0	259	0.24
6	1143	640	1783	1.90	1146	715	1861	1.73	1440	855	0	2295	2.14
7	39	15	54	0.06	33	30	63	0.06	40	22	0	62	0.06
8	23	15	38	0.04	17	17	34	0.03	9	6	0	15	0.01
9	12416	7240	19656	20.91	13983	8139	22122	20.62	15639	9416	1	25056	23.35
10	8343	4086	12429	13.22	9517	4720	14237	13.27	11816	5924	1	17741	16.54
11	2934	939	3873	4.12	3320	938	4258	3.97	3387	937	0	4324	4.03
12	99	87	186	0.20	96	66	162	0.15	85	67	0	152	0.14
13	146	88	234	0.25	313	199	512	0.48	534	311	0	845	0.79
14	1544	884	2428	2.58	1666	1028	2694	2.51	1857	1154	0	3011	2.81
15	0	654	654	0.70	0	516	516	0.48	0	620	0	620	0.58
16	4081	2661	6742	7.17	4137	2643	6780	6.32	4590	3048	8	7646	7.13
17	494	228	722	0.77	449	319	768	0.72	608	370	1	979	0.91
18	8560	4492	13052	13.89	8554	4539	13093	12.20	12897	6986	3	19886	18.54
19	4078	1485	5563	5.92	4683	3042	7725	7.20	4020	1503	0	5523	5.15
20	2173	569	2742	2.92	3434	955	4389	4.09	2069	601	0	2670	2.49
21	288	164	452	0.48	316	169	485	0.45	188	119	0	307	0.29
22	512	209	721	0.77	210	96	306	0.29	141	61	0	202	0.19
Total	54850	28976	83826	89	60750	33236	93986	87.60	69374	37910	17	107284	100.00

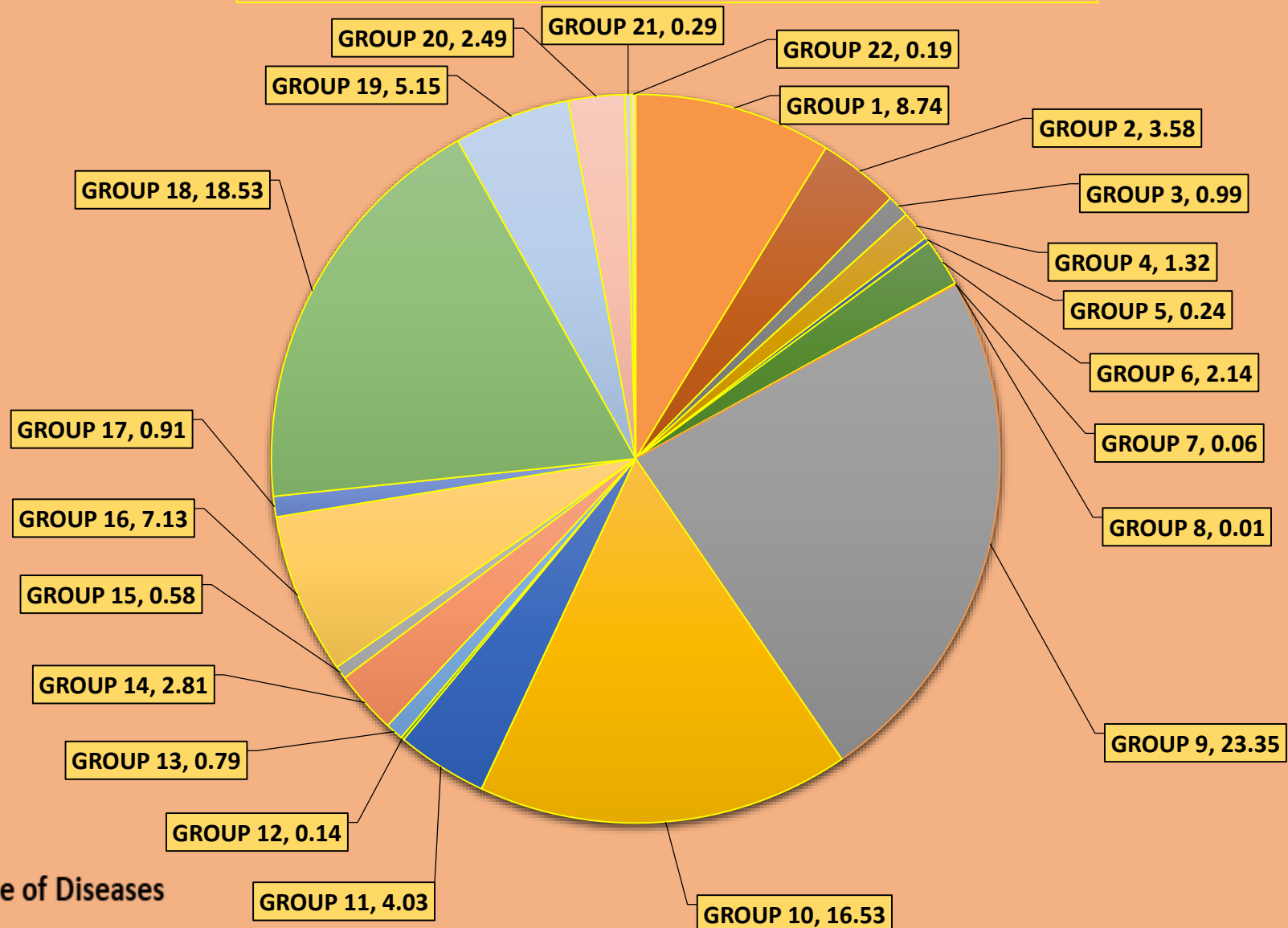
Age Group Wise Number of Deaths (Major Group 1-22)



Groupwise Male, Female and Transgender MCCD in 2024 (Major group 1 to 22)



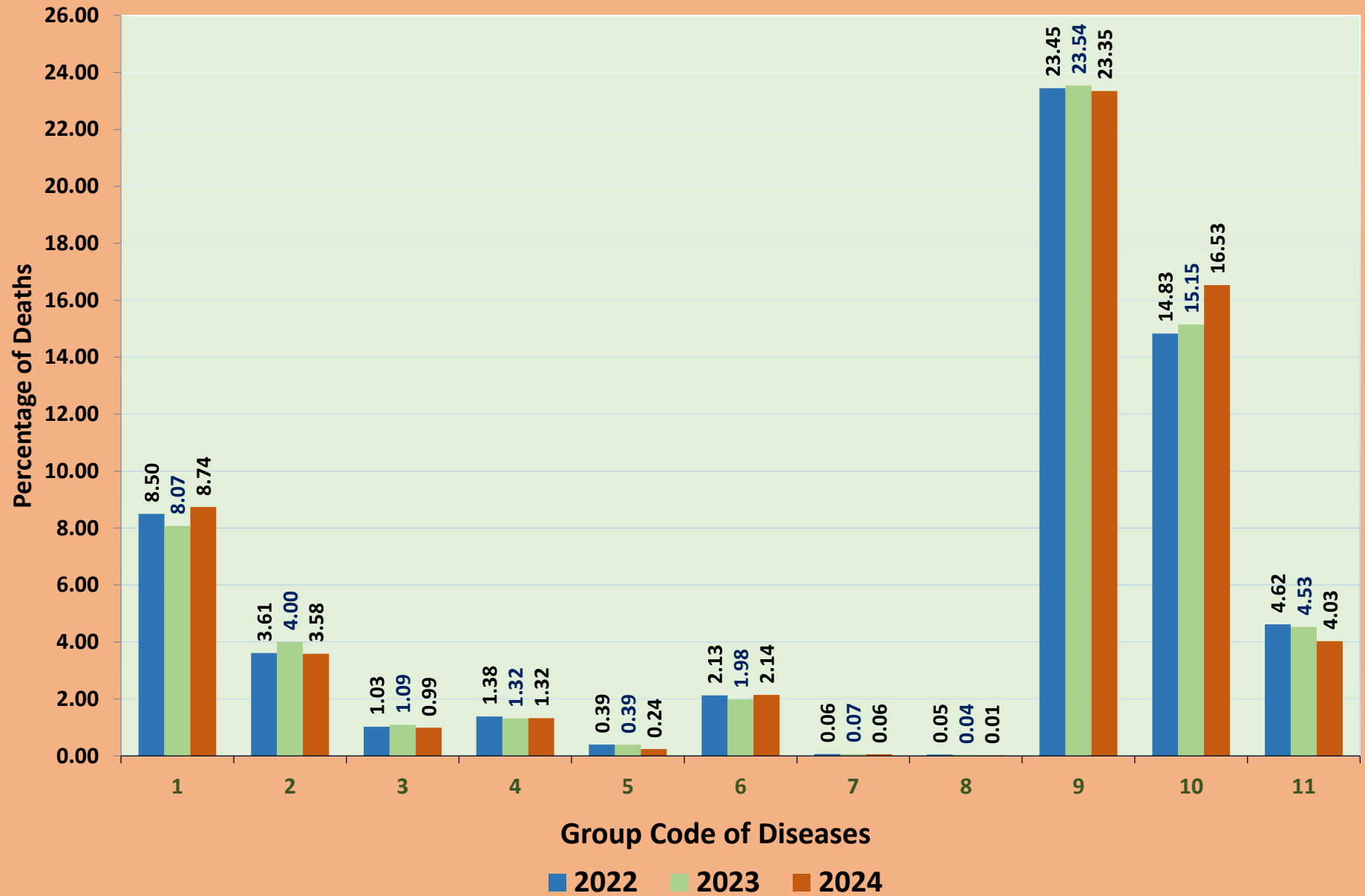
Percentage of Diseaseswise Deaths in Year 2024



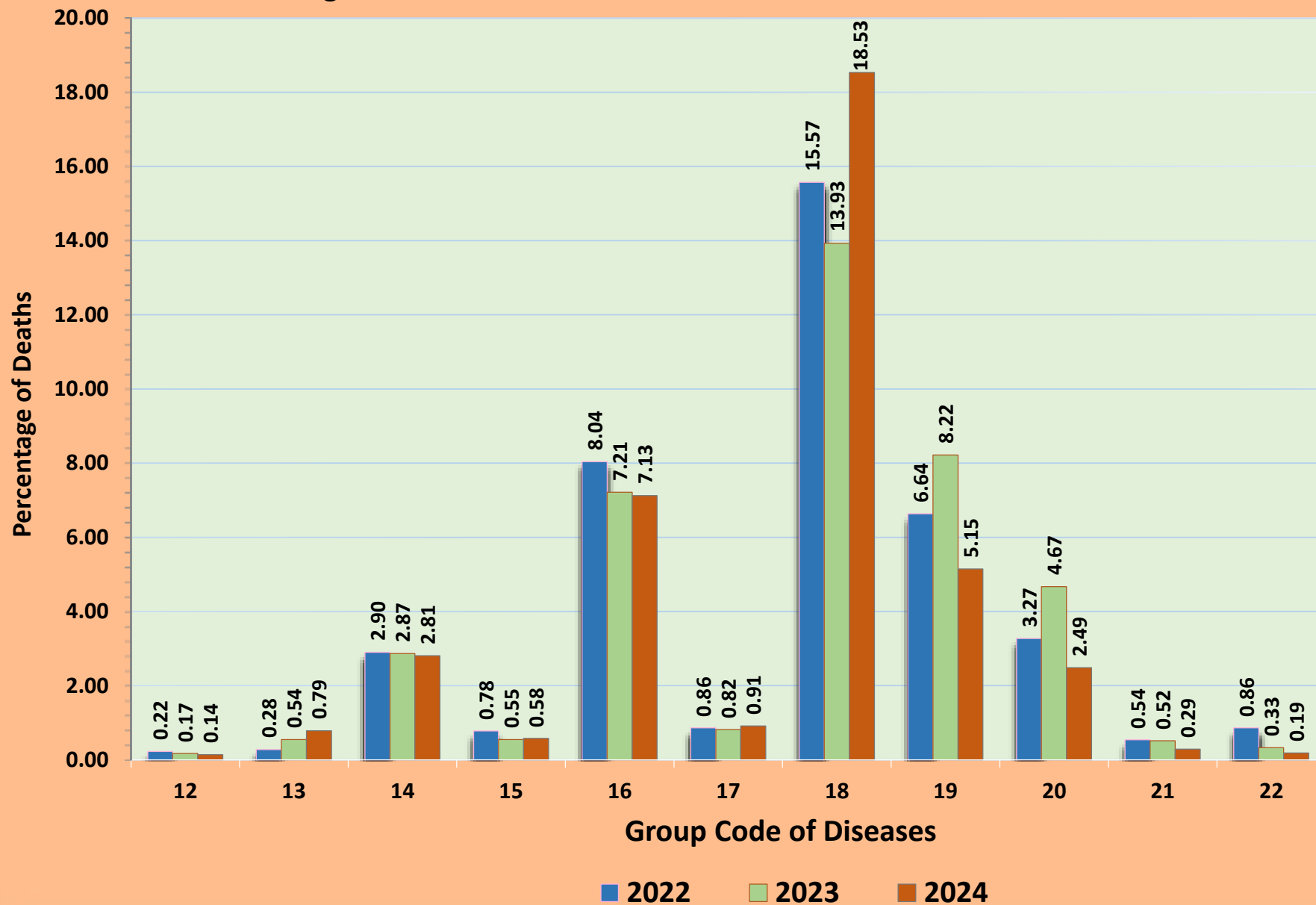
Group Code of Diseases

GROUP 1	GROUP 2	GROUP 3	GROUP 4	GROUP 5	GROUP 6	GROUP 7	GROUP 8
GROUP 9	GROUP 10	GROUP 11	GROUP 12	GROUP 13	GROUP 14	GROUP 15	GROUP 16
GROUP 17	GROUP 18	GROUP 19	GROUP 20	GROUP 21	GROUP 22		

Percentage of Diseaseswise Deaths in the Years 2022, 2023 and 2024



Percentage of Diseaseswise Deaths in the Years 2022, 2023 and 2024



Medically Certified Deaths by Age and Sex According to National list of tenth revision of ICD during the year 2024													
AGE GROUPS													
CAUSE OF DEATH	GENDER	LESS THAN 1	1-4	5-14	15-24	25-34	35-44	45-54	55-64	65-69	70 AND ABOVE	NOT SPECIFIED	TOTAL
(i) CERTAIN INFECTIOUS AND PARASITIC DISEASES(A00-B99)	Male	534	66	158	261	537	708	915	1009	569	1273	0	6030
	Female	343	81	152	288	320	271	321	512	274	786	0	3348
	Transgender	0	0	0	0	0	0	1	1	0	0	0	2
	Total	877	147	310	549	857	979	1237	1522	843	2059	0	9380
(1) INTERNAL INFECTIOUS DISEASES (A00-A09)	Male	10	1	0	3	8	6	9	17	9	27	0	90
	Female	11	3	0	5	3	0	1	10	4	19	0	56
	Transgender	0	0	0	0	0	0	0	0	0	0	0	0
	Total	21	4	0	8	11	6	10	27	13	46	0	146
1 CHOLERA (A00)	Male	0	0	0	0	0	0	0	0	1	0	0	1
	Female	0	0	0	0	0	0	0	0	0	1	0	1
	Transgender	0	0	0	0	0	0	0	0	0	0	0	0
	Total	0	0	0	0	0	0	0	0	1	1	0	2
2 TYPHOID FEVER AND PARATYPHOID FEVERS (A01)	Male	1	0	0	1	0	0	0	0	0	0	0	2
	Female	0	0	0	0	0	0	0	1	0	0	0	1
	Transgender	0	0	0	0	0	0	0	0	0	0	0	0
	Total	1	0	0	1	0	0	0	1	0	0	0	3
3 FOOD POSIONING (A02, A05)	Male	2	0	0	0	0	0	1	2	1	3	0	9
	Female	0	0	0	0	0	0	0	1	2	2	0	5
	Transgender	0	0	0	0	0	0	0	0	0	0	0	0
	Total	2	0	0	0	0	0	1	3	3	5	0	14
4 SHIGELLOSIS (A03)	Male	0	0	0	0	1	0	0	0	0	0	0	1
	Female	0	0	0	0	0	0	0	0	0	0	0	0
	Transgender	0	0	0	0	0	0	0	0	0	0	0	0
	Total	0	0	0	0	1	0	0	0	0	0	0	1
5 AMOEBIASIS (A06)	Male	0	0	0	0	1	1	0	2	0	2	0	6
	Female	0	0	0	0	0	0	0	0	0	1	0	1
	Transgender	0	0	0	0	0	0	0	0	0	0	0	0
	Total	0	0	0	0	1	1	0	2	0	3	0	7

Medically Certified Deaths by Age and Sex According to National list of tenth revision of ICD during the year 2024													
AGE GROUPS													
CAUSE OF DEATH	GENDER	LESS THAN 1	1-4	5-14	15-24	25-34	35-44	45-54	55-64	65-69	70 AND ABOVE	NOT SPECIFIED	TOTAL
6 DIARRHOEA AND GASTROENTERITIS OF PRESUMED INFECTIOUS ORIGIN (A09)	Male	7	1	0	1	2	3	4	9	3	6	0	36
	Female	11	3	0	5	2	0	1	7	1	9	0	39
	Transgender	0	0	0	0	0	0	0	0	0	0	0	0
	Total	18	4	0	6	4	3	5	16	4	15	0	75
7 OTHER INTESTINAL INFECTIOUS DISEASES (A04, A07-A08)	Male	0	0	0	1	4	2	4	4	4	16	0	35
	Female	0	0	0	0	1	0	0	1	1	6	0	9
	Transgender	0	0	0	0	0	0	0	0	0	0	0	0
	Total	0	0	0	1	5	2	4	5	5	22	0	44
(2) TUBERCULOSIS (A15-A19)	Male	17	12	30	88	251	327	369	345	180	250	0	1869
	Female	14	16	36	107	111	75	93	80	39	103	0	674
	Transgender	0	0	0	0	0	0	0	0	0	0	0	0
	Total	31	28	66	195	362	402	462	425	219	353	0	2543
1 RESPIRATORY TUBERCULOSIS (A15-A16)	Male	4	2	12	67	218	305	327	326	167	231	0	1659
	Female	6	3	17	80	84	56	76	64	33	87	0	506
	Transgender	0	0	0	0	0	0	0	0	0	0	0	0
	Total	10	5	29	147	302	361	403	390	200	318	0	2165
2 TUBERCULOSIS OF NERVOUS SYSTEM (A17)	Male	12	10	17	15	22	13	26	13	6	16	0	150
	Female	7	12	15	16	18	12	11	14	4	9	0	118
	Transgender	0	0	0	0	0	0	0	0	0	0	0	0
	Total	19	22	32	31	40	25	37	27	10	25	0	268
3 TUBERCULOSIS OF OTHER ORGANS AND MILIARY TUBERCULOSIS (A18-A19)	Male	1	0	1	6	11	9	16	6	7	3	0	60
	Female	1	1	4	11	9	7	6	2	2	7	0	50
	Transgender	0	0	0	0	0	0	0	0	0	0	0	0
	Total	2	1	5	17	20	16	22	8	9	10	0	110
(3) OTHER BACTERIAL DISEASES (A20-A49)	Male	486	44	93	111	214	298	462	569	339	907	0	3523
	Female	309	46	93	119	154	153	180	369	212	608	0	2243
	Trangender	0	0	0	0	0	0	1	1	0	0	0	2
	Total	795	90	186	230	368	451	643	939	551	1515	0	5768

Medically Certified Deaths by Age and Sex According to National list of tenth revision of ICD during the year 2024													
AGE GROUPS													
CAUSE OF DEATH	GENDER	LESS THAN 1	1-4	5-14	15-24	25-34	35-44	45-54	55-64	65-69	70 AND ABOVE	NOT SPECIFIED	TOTAL
1 PLAGUE (A20)	Male	0	0	0	0	0	0	0	0	0	0	0	0
	Female	0	0	0	0	0	0	0	0	0	0	0	0
	Transgender	0	0	0	0	0	0	0	0	0	0	0	0
	Total	0	0	0	0	0	0	0	0	0	0	0	0
2 LEPROSY (A30)	Male	0	0	0	0	0	1	0	0	0	0	0	1
	Female	0	0	1	0	0	0	0	0	0	0	0	1
	Transgender	0	0	0	0	0	0	0	0	0	0	0	0
	Total	0	0	1	0	0	1	0	0	0	0	0	2
3 NEONATAL TETANUS (A33)	Male	4	0	0	0	0	0	0	0	0	0	0	4
	Female	2	0	0	0	0	0	0	0	0	0	0	2
	Transgender	0	0	0	0	0	0	0	0	0	0	0	0
	Total	6	0	0	0	0	0	0	0	0	0	0	6
4 OTHER TETANUS (A34-A35)	Male	1	0	6	4	2	1	2	4	1	0	0	21
	Female	0	1	2	3	0	0	1	2	0	0	0	9
	Transgender	0	0	0	0	0	0	0	0	0	0	0	0
	Total	1	1	8	7	2	1	3	6	1	0	0	30
5 DIPHTHERIA (A36)	Male	2	3	12	0	0	0	0	0	0	0	0	17
	Female	1	2	11	1	0	0	0	0	0	0	0	15
	Transgender	0	0	0	0	0	0	0	0	0	0	0	0
	Total	3	5	23	1	0	0	0	0	0	0	0	32
6 WHOOPING COUGH (A37)	Male	0	0	0	0	0	0	0	0	0	0	0	0
	Female	0	0	0	0	0	0	0	0	0	0	0	0
	Transgender	0	0	0	0	0	0	0	0	0	0	0	0
	Total	0	0	0	0	0	0	0	0	0	0	0	0
7 MENINGOCOCCAL INFECTION (A39)	Male	5	0	0	0	1	0	0	0	0	0	0	6
	Female	3	0	0	0	0	0	1	0	1	0	0	5
	Transgender	0	0	0	0	0	0	0	0	0	0	0	0
	Total	8	0	0	0	1	0	1	0	1	0	0	11

Medically Certified Deaths by Age and Sex According to National list of tenth revision of ICD during the year 2024													
AGE GROUPS													
CAUSE OF DEATH	GENDER	LESS THAN 1	1-4	5-14	15-24	25-34	35-44	45-54	55-64	65-69	70 AND ABOVE	NOT SPECIFIED	TOTAL
8 SEPTICEMIA (A40-A41)	Male	474	40	73	107	208	294	458	559	332	895	0	3440
	Female	301	43	78	113	153	150	174	357	207	601	0	2177
	Transgender	0	0	0	0	0	0	1	1	0	0	0	2
	Total	775	83	151	220	361	444	633	917	539	1496	0	5619
9 ALL OTHER TYPE OF BACTERIAL DISEASES (A21-A28, A31-A32, A38, A42-A49)	Male	0	1	2	0	3	2	2	6	6	12	0	34
	Female	2	0	1	2	1	3	4	10	4	7	0	34
	Transgender	0	0	0	0	0	0	0	0	0	0	0	0
	Total	2	1	3	2	4	5	6	16	10	19	0	68
(4) INFECTIONS WITH A PREDOMINANTLY SEXUAL MODE OF TRANSMISSION (A50-A64)	Male	2	0	0	1	3	1	1	3	1	3	0	15
	Female	0	0	0	0	1	0	1	2	0	1	0	5
	Transgender	0	0	0	0	0	0	0	0	0	0	0	0
	Total	2	0	0	1	4	1	2	5	1	4	0	20
1 SYPHILIS (A50-A53)	Male	0	0	0	0	1	0	0	2	0	0	0	3
	Female	0	0	0	0	1	0	0	0	0	0	0	1
	Transgender	0	0	0	0	0	0	0	0	0	0	0	0
	Total	0	0	0	0	2	0	0	2	0	0	0	4
2 OTHER TYPES OF INFECTIONS WITH A PREDOMINANTLY SEXUAL MODE OF TRANSMISSION (A54-A64)	Male	2	0	0	1	2	1	1	1	1	3	0	12
	Female	0	0	0	0	0	0	1	2	0	1	0	4
	Transgender	0	0	0	0	0	0	0	0	0	0	0	0
	Total	2	0	0	1	2	1	2	3	1	4	0	16
(5) VIRAL DISEASES (A70-A74 & A80-B34)	Male	16	5	29	44	46	48	39	44	21	44	0	336
	Female	5	12	16	40	28	30	30	33	9	34	0	237
	Transgender	0	0	0	0	0	0	0	0	0	0	0	0
	Total	21	17	45	84	74	78	69	77	30	78	0	573
1 ACUTE POLIOMYELITIS (A80)	Male	0	0	0	0	0	0	0	0	0	0	0	0
	Female	0	0	0	0	0	0	0	0	0	0	0	0
	Transgender	0	0	0	0	0	0	0	0	0	0	0	0
	Total	0	0	0	0	0	0	0	0	0	0	0	0

Medically Certified Deaths by Age and Sex According to National list of tenth revision of ICD during the year 2024													
AGE GROUPS													
CAUSE OF DEATH	GENDER	LESS THAN 1	1-4	5-14	15-24	25-34	35-44	45-54	55-64	65-69	70 AND ABOVE	NOT SPECIFIED	TOTAL
2 RABIES (A82)	Male	1	0	3	1	1	1	0	1	0	0	0	8
	Female	0	0	0	0	1	1	0	2	0	1	0	5
	Transgender	0	0	0	0	0	0	0	0	0	0	0	0
	Total	1	0	3	1	2	2	0	3	0	1	0	13
3 JAPANESE ENCEPHALITIS (A83.0)	Male	0	0	0	0	0	0	0	0	0	0	0	0
	Female	0	1	0	0	0	0	0	0	0	1	0	2
	Transgender	0	0	0	0	0	0	0	0	0	0	0	0
	Total	0	1	0	0	0	0	0	0	0	1	0	2
4 OTHER VIRAL ENCEPHALITIS (A83.1-A83.9, A84-A86)	Male	0	1	4	1	1	7	2	2	2	3	0	23
	Female	2	4	3	6	1	4	3	4	0	2	0	29
	Transgender	0	0	0	0	0	0	0	0	0	0	0	0
	Total	2	5	7	7	2	11	5	6	2	5	0	52
5 DENGUE FEVER (A90)	Male	0	2	5	16	19	12	7	14	7	12	0	94
	Female	1	2	4	14	11	6	9	12	4	8	0	71
	Transgender	0	0	0	0	0	0	0	0	0	0	0	0
	Total	1	4	9	30	30	18	16	26	11	20	0	165
6 OTHER ARTHROPOD-BORNE VIRAL FEVERS AND VIRAL HAEMORRHAGIC FEVERS (A91-A94, A96-A99)	Male	6	1	9	8	8	2	3	7	3	4	0	51
	Female	1	3	6	10	6	8	5	6	2	3	0	50
	Transgender	0	0	0	0	0	0	0	0	0	0	0	0
	Total	7	4	15	18	14	10	8	13	5	7	0	101
7 SMALLPOX (B03)	Male	0	0	0	0	0	0	0	0	0	0	0	0
	Female	0	0	0	0	0	0	0	0	0	0	0	0
	Transgender	0	0	0	0	0	0	0	0	0	0	0	0
	Total	0	0	0	0	0	0	0	0	0	0	0	0
8 MEASLES (B05)	Male	0	0	0	0	0	0	0	0	0	0	0	0
	Female	1	1	0	0	0	0	0	0	0	0	0	2
	Transgender	0	0	0	0	0	0	0	0	0	0	0	0
	Total	1	1	0	0	0	0	0	0	0	0	0	2

Medically Certified Deaths by Age and Sex According to National list of tenth revision of ICD during the year 2024													
AGE GROUPS													
CAUSE OF DEATH	GENDER	LESS THAN 1	1-4	5-14	15-24	25-34	35-44	45-54	55-64	65-69	70 AND ABOVE	NOT SPECIFIED	TOTAL
9 ACUTE HEPATITIS B (B16)	Male	0	0	0	1	0	0	1	0	0	2	0	4
	Female	0	0	0	0	0	0	1	0	0	1	0	2
	Transgender	0	0	0	0	0	0	0	0	0	0	0	0
	Total	0	0	0	1	0	0	2	0	0	3	0	6
10 OTHER VIRAL HEPATITIS (B15, B17-B19)	Male	5	0	3	6	3	5	2	6	0	4	0	34
	Female	0	0	1	6	2	3	1	3	1	6	0	23
	Transgender	0	0	0	0	0	0	0	0	0	0	0	0
	Total	5	0	4	12	5	8	3	9	1	10	0	57
11 HUMAN IMMUNODEFICIENCY VIRUS (HIV) DISEASE (B20-B24)	Male	1	0	3	8	10	14	16	4	1	3	0	60
	Female	0	0	0	2	5	7	3	3	0	0	0	20
	Transgender	0	0	0	0	0	0	0	0	0	0	0	0
	Total	1	0	3	10	15	21	19	7	1	3	0	80
12 ALL OTHER TYPES OF VIRAL DISEASES (A70-A74, A81, A87-A89, A95, B00-B02, B06-B09 & B25-B34)	Male	3	1	2	3	4	7	8	10	8	16	0	62
	Female	0	1	2	2	2	1	8	3	2	12	0	33
	Transgender	0	0	0	0	0	0	0	0	0	0	0	0
	Total	3	2	4	5	6	8	16	13	10	28	0	95
(6) PROTOZOAL DISEASES (B50-B64)	Male	1	2	3	5	5	7	5	4	7	6	0	45
	Female	1	3	4	8	8	5	5	6	2	3	0	45
	Transgender	0	0	0	0	0	0	0	0	0	0	0	0
	Total	2	5	7	13	13	12	10	10	9	9	0	90
1 MALARIA (B50-B54)	Male	1	2	2	4	5	5	4	3	6	6	0	38
	Female	1	3	4	8	8	4	4	4	2	3	0	41
	Transgender	0	0	0	0	0	0	0	0	0	0	0	0
	Total	2	5	6	12	13	9	8	7	8	9	0	79
2 ALL OTHER TYPES OF PROTOZOAL DISEASES (B55-B64)	Male	0	0	1	1	0	2	1	1	1	0	0	7
	Female	0	0	0	0	0	1	1	2	0	0	0	4
	Transgender	0	0	0	0	0	0	0	0	0	0	0	0
	Total	0	0	1	1	0	3	2	3	1	0	0	11

Medically Certified Deaths by Age and Sex According to National list of tenth revision of ICD during the year 2024													
CAUSE OF DEATH	GENDER	AGE GROUPS											TOTAL
		LESS THAN 1	1-4	5-14	15-24	25-34	35-44	45-54	55-64	65-69	70 AND ABOVE	NOT SPECIFIED	
(7) OTHER CERTAIN INFECTIOUS AND PARASITIC DISEASES AND LATE EFFECTS OF INFECTIOUS AND PARASITIC DISEASES (A65-A69 & A75-A79, B35-B49, B65-B94 & B99)	Male	2	2	3	9	10	21	30	27	12	36	0	152
	Female	3	1	3	9	15	8	11	12	8	18	0	88
	Transgender	0	0	0	0	0	0	0	0	0	0	0	0
	Total	5	3	6	18	25	29	41	39	20	54	0	240
1 FILARIASIS (B74)	Male	0	0	0	0	0	0	0	0	0	0	0	0
	Female	0	0	0	0	0	0	0	0	0	0	0	0
	Transgender	0	0	0	0	0	0	0	0	0	0	0	0
	Total	0	0	0	0	0	0	0	0	0	0	0	0
2 OTHER HELMINTHIASIS (B65-B73, B75, B77-B83)	Male	1	0	0	0	0	0	1	0	2	0	0	4
	Female	0	0	0	0	0	0	0	0	1	2	0	3
	Transgender	0	0	0	0	0	0	0	0	0	0	0	0
	Total	1	0	0	0	0	0	1	0	3	2	0	7
3 OTHER SPIROCHAETAL DISEASES AND RICKETTSIOSES (A65-A69 & A75-A79)	Male	0	2	3	6	4	8	9	17	1	12	0	62
	Female	0	0	3	6	13	4	8	8	3	8	0	53
	Transgender	0	0	0	0	0	0	0	0	0	0	0	0
	Total	0	2	6	12	17	12	17	25	4	20	0	115
4 ALL OTHER INFECTIOUS AND PARASITIC DISEASES AND LATE EFFECTS OF INFECTIOUS AND PARASITIC DISEASES (B35-B49, B65, B76, B85-B94 & B99)	Male	1	0	0	3	6	13	20	10	9	24	0	86
	Female	3	1	0	3	2	4	3	4	4	8	0	32
	Transgender	0	0	0	0	0	0	0	0	0	0	0	0
	Total	4	1	0	6	8	17	23	14	13	32	0	118
(ii) NEOPLASMS(C00-D48)	Male	24	19	65	98	104	267	465	600	289	501	0	2432
	Female	10	10	16	58	90	180	304	356	157	232	0	1413
	Transgender	0	0	0	0	0	0	0	0	0	0	0	0
	Total	34	29	81	156	194	447	769	956	446	733	0	3845
(8) MALIGNANT NEOPLASMS OF LIP, ORAL CAVITY AND PHARYNX (C00-C14)	Male	0	1	0	1	6	59	95	79	27	36	0	304
	Female	0	0	0	1	5	9	14	15	3	3	0	50
	Transgender	0	0	0	0	0	0	0	0	0	0	0	0
	Total	0	1	0	2	11	68	109	94	30	39	0	354

Medically Certified Deaths by Age and Sex According to National list of tenth revision of ICD during the year 2024													
AGE GROUPS													
CAUSE OF DEATH	GENDER	LESS THAN 1	1-4	5-14	15-24	25-34	35-44	45-54	55-64	65-69	70 AND ABOVE	NOT SPECIFIED	TOTAL
1 MALIGNANT NEOPLASMS OF LIP, ORAL CAVITY AND PHARYNX (C00-C14)	Male	0	1	0	1	6	59	95	79	27	36	0	304
	Female	0	0	0	1	5	9	14	15	3	3	0	50
	Transgender	0	0	0	0	0	0	0	0	0	0	0	0
	Total	0	1	0	2	11	68	109	94	30	39	0	354
(9) MALIGNANT NEOPLASMA OF DIGESTIVE ORGANS (C15-C26)	Male	0	1	2	8	16	39	81	108	53	78	0	386
	Female	0	1	0	1	16	29	60	86	33	47	0	273
	Transgender	0	0	0	0	0	0	0	0	0	0	0	0
	Total	0	2	2	9	32	68	141	194	86	125	0	659
1 MALIGNANT NEOPLASMS OF OESOPHAGUS (C15)	Male	0	0	0	0	1	7	16	30	7	16	0	77
	Female	0	0	0	0	3	7	14	22	5	3	0	54
	Transgender	0	0	0	0	0	0	0	0	0	0	0	0
	Total	0	0	0	0	4	14	30	52	12	19	0	131
2 MALIGNANT NEOPLASM OF STOMACH (C16)	Male	0	0	0	2	0	2	7	5	3	9	0	28
	Female	0	0	0	0	0	4	3	6	3	6	0	22
	Transgender	0	0	0	0	0	0	0	0	0	0	0	0
	Total	0	0	0	2	0	6	10	11	6	15	0	50
3 MALIGNANT NEOPLASM OF SMALL INTESTINE INCLUDING DUODENUM (C17)	Male	0	0	0	0	1	0	1	1	0	3	0	6
	Female	0	0	0	0	0	0	2	0	0	0	0	2
	Transgender	0	0	0	0	0	0	0	0	0	0	0	0
	Total	0	0	0	0	1	0	3	1	0	3	0	8
4 MALIGNANT NEOPLASM OF COLON (C18)	Male	0	0	0	1	6	5	9	10	4	8	0	43
	Female	0	0	0	0	3	4	3	6	0	4	0	20
	Transgender	0	0	0	0	0	0	0	0	0	0	0	0
	Total	0	0	0	1	9	9	12	16	4	12	0	63
5 MALIGNANT NEOPLASM OF RECTOSIGMOID JUNCTION, RECTUM, ANUS AND CANAL (C19-C21)	Male	0	0	0	1	5	7	9	3	2	3	0	30
	Female	0	0	0	1	2	1	2	5	2	3	0	16
	Transgender	0	0	0	0	0	0	0	0	0	0	0	0
	Total	0	0	0	2	7	8	11	8	4	6	0	46

Medically Certified Deaths by Age and Sex According to National list of tenth revision of ICD during the year 2024													
AGE GROUPS													
CAUSE OF DEATH	GENDER	LESS THAN 1	1-4	5-14	15-24	25-34	35-44	45-54	55-64	65-69	70 AND ABOVE	NOT SPECIFIED	TOTAL
6 MALIGNANT NEOPLASM OF LIVER AND INTRAHEPATIC BILE DUCTS (C22)	Male	0	1	0	2	0	8	16	14	16	14	0	71
	Female	0	0	0	0	2	1	9	9	5	4	0	30
	Transgender	0	0	0	0	0	0	0	0	0	0	0	0
	Total	0	1	0	2	2	9	25	23	21	18	0	101
7 MALIGNANT NEOPLASM OF PANCREAS (C25)	Male	0	0	0	2	0	6	11	22	3	10	0	54
	Female	0	0	0	0	1	2	5	4	4	5	0	21
	Transgender	0	0	0	0	0	0	0	0	0	0	0	0
	Total	0	0	0	2	1	8	16	26	7	15	0	75
8 OTHER MALIGNANT NEOPLASMS OF DIGESTIVE ORGANS (C23-C24, C26)	Male	0	0	2	0	3	4	12	23	18	15	0	77
	Female	0	1	0	0	5	10	22	34	14	22	0	108
	Transgender	0	0	0	0	0	0	0	0	0	0	0	0
	Total	0	1	2	0	8	14	34	57	32	37	0	185
(10) MALIGNANT NEOPLASMS OF RESPIRATORY AND INTRATHORACIC ORGANS (C30-C39)	Male	0	1	1	5	6	45	134	213	114	167	0	686
	Female	1	0	0	1	5	11	34	33	16	33	0	134
	Transgender	0	0	0	0	0	0	0	0	0	0	0	0
	Total	1	1	1	6	11	56	168	246	130	200	0	820
1 MALIGNANT NEOPLASM OF LARNYX (C32)	Male	0	0	0	0	0	7	12	17	10	22	0	68
	Female	0	0	0	0	2	0	2	2	0	1	0	7
	Transgender	0	0	0	0	0	0	0	0	0	0	0	0
	Total	0	0	0	0	2	7	14	19	10	23	0	75
2 MALIGNANT NEOPLASM OF TRACHES, BRONCHUS AND LUNG (C33-C34)	Male	0	0	1	4	6	34	117	193	104	142	0	601
	Female	0	0	0	1	3	11	30	30	16	30	0	121
	Transgender	0	0	0	0	0	0	0	0	0	0	0	0
	Total	0	0	1	5	9	45	147	223	120	172	0	722
3 OTHER MALIGNANT NEOPLASM OF RESPIRATORY AND INTRATHORACIC ORGANS (C30-C31, C37-C39)	Male	0	1	0	1	0	4	5	3	0	3	0	17
	Female	1	0	0	0	0	0	2	1	0	2	0	6
	Transgender	0	0	0	0	0	0	0	0	0	0	0	0
	Total	1	1	0	1	0	4	7	4	0	5	0	23

Medically Certified Deaths by Age and Sex According to National list of tenth revision of ICD during the year 2024													
AGE GROUPS													
CAUSE OF DEATH	GENDER	LESS THAN 1	1-4	5-14	15-24	25-34	35-44	45-54	55-64	65-69	70 AND ABOVE	NOT SPECIFIED	TOTAL
(11) MALIGNANT NEOPLASMS OF BONE,MESOTHELIAL AND SOFT TISSUE,SKIN AND BREAST (C40-C50)	Male	0	1	4	6	3	7	11	10	4	11	0	57
	Female	0	0	0	5	9	32	56	45	20	25	0	192
	Transgender	0	0	0	0	0	0	0	0	0	0	0	0
	Total	0	1	4	11	12	39	67	55	24	36	0	249
1 MALIGNANT NEOPLASM OF BONE AND ARTICULAR CARTILAGE (C40-C41)	Male	0	0	3	4	1	4	3	2	0	2	0	19
	Female	0	0	0	3	0	0	2	1	0	2	0	8
	Transgender	0	0	0	0	0	0	0	0	0	0	0	0
	Total	0	0	3	7	1	4	5	3	0	4	0	27
2 MALIGNANT MELANOMS OF SKIN (C43)	Male	0	0	0	0	0	0	2	0	0	0	0	2
	Female	0	0	0	0	0	0	0	1	0	0	0	1
	Transgender	0	0	0	0	0	0	0	0	0	0	0	0
	Total	0	0	0	0	0	0	2	1	0	0	0	3
3 OTHER MALIGNANT NEOPLASMS OF SKIN (C44)	Male	0	0	0	1	0	1	3	5	0	5	0	15
	Female	0	0	0	0	1	1	0	0	0	1	0	3
	Transgender	0	0	0	0	0	0	0	0	0	0	0	0
	Total	0	0	0	1	1	2	3	5	0	6	0	18
4 MALIGNANT NEOPLASMS OF MESOTHELIAL AND SOFT TISSUE (C45-C49)	Male	0	1	1	1	2	2	3	3	4	4	0	21
	Female	0	0	0	1	0	2	1	2	2	4	0	12
	Transgender	0	0	0	0	0	0	0	0	0	0	0	0
	Total	0	1	1	2	2	4	4	5	6	8	0	33
5 MALIGNANT NEOPLASM OF BREAST (C50)	Male	0	0	0	0	0	0	0	0	0	0	0	0
	Female	0	0	0	1	8	29	53	41	18	18	0	168
	Transgender	0	0	0	0	0	0	0	0	0	0	0	0
	Total	0	0	0	1	8	29	53	41	18	18	0	168
(12) MALIGNANT NEOPLASMS OF GENITOURINARY ORGANS (C51-C68)	Male	2	1	1	4	6	7	23	33	27	71	0	175
	Female	0	0	3	0	12	37	63	56	32	36	0	239
	Transgender	0	0	0	0	0	0	0	0	0	0	0	0
	Total	2	1	4	4	18	44	86	89	59	107	0	414

Medically Certified Deaths by Age and Sex According to National list of tenth revision of ICD during the year 2024													
AGE GROUPS													
CAUSE OF DEATH	GENDER	LESS THAN 1	1-4	5-14	15-24	25-34	35-44	45-54	55-64	65-69	70 AND ABOVE	NOT SPECIFIED	TOTAL
1 MALIGNANT NEOPLASM OF CERVIX UTERI (C53)	Male	0	0	0	0	0	0	0	0	0	0	0	0
	Female	0	0	0	0	2	14	18	17	7	9	0	67
	Transgender	0	0	0	0	0	0	0	0	0	0	0	0
	Total	0	0	0	0	2	14	18	17	7	9	0	67
2 MALIGNANT NEOPLASM OF OTHER AND UNSPECIFIED PARTS OF UTERUS (C54-C55)	Male	0	0	0	0	0	0	0	0	0	0	0	0
	Female	0	0	0	0	0	1	2	5	5	4	0	17
	Transgender	0	0	0	0	0	0	0	0	0	0	0	0
	Total	0	0	0	0	0	1	2	5	5	4	0	17
3 MALIGNANT NEOPLASM OF OVARY (C56)	Male	0	0	0	0	0	0	0	0	0	0	0	0
	Female	0	0	2	0	8	16	34	26	12	13	0	111
	Transgender	0	0	0	0	0	0	0	0	0	0	0	0
	Total	0	0	2	0	8	16	34	26	12	13	0	111
4 MALIGNANT NEOPLASM OF PLACENTA (C58)	Male	0	0	0	0	0	0	0	0	0	0	0	0
	Female	0	0	0	0	0	0	0	0	0	0	0	0
	Transgender	0	0	0	0	0	0	0	0	0	0	0	0
	Total	0	0	0	0	0	0	0	0	0	0	0	0
5 OTHER MALIGNANT NEOPLASMS OF FEMALE GENITAL ORGANS (C51-C52, C57)	Male	0	0	0	0	0	0	0	0	0	0	0	0
	Female	0	0	0	0	0	1	1	1	0	2	0	5
	Transgender	0	0	0	0	0	0	0	0	0	0	0	0
	Total	0	0	0	0	0	1	1	1	0	2	0	5
6 MALIGNANT NEOPLASM OF PROSTATE (C61)	Male	0	0	0	0	0	1	3	11	11	37	0	63
	Female	0	0	0	0	0	0	0	0	0	0	0	0
	Transgender	0	0	0	0	0	0	0	0	0	0	0	0
	Total	0	0	0	0	0	1	3	11	11	37	0	63
7 OTHER MALIGNANT NEOPLASMS OF MALE GENITAL ORGANS (C60, C62-C63)	Male	1	0	1	2	4	2	3	0	2	2	0	17
	Female	0	0	0	0	0	0	0	0	0	0	0	0
	Transgender	0	0	0	0	0	0	0	0	0	0	0	0
	Total	1	0	1	2	4	2	3	0	2	2	0	17

Medically Certified Deaths by Age and Sex According to National list of tenth revision of ICD during the year 2024													
AGE GROUPS													
CAUSE OF DEATH	GENDER	LESS THAN 1	1-4	5-14	15-24	25-34	35-44	45-54	55-64	65-69	70 AND ABOVE	NOT SPECIFIED	TOTAL
8 MALIGNANT NEOPLASM OF BLADDER (C67)	Male	0	0	0	2	2	1	14	15	10	24	0	68
	Female	0	0	0	0	2	0	6	4	4	3	0	19
	Transgender	0	0	0	0	0	0	0	0	0	0	0	0
	Total	0	0	0	2	4	1	20	19	14	27	0	87
9 OTHER MALIGNANT NEOPLASMS OF URINARY TRACT (C64-C66, C68)	Male	1	1	0	0	0	3	3	7	4	8	0	27
	Female	0	0	1	0	0	5	2	3	4	5	0	20
	Transgender	0	0	0	0	0	0	0	0	0	0	0	0
	Total	1	1	1	0	0	8	5	10	8	13	0	47
(13) MALIGNANT NEOPLASMS OF EYE,BRAIN AND OTHER PARTS OF CENTRAL NERVOUS SYSTEM (C69-C72)	Male	0	2	6	5	8	14	11	13	3	7	0	69
	Female	0	0	0	4	4	1	5	7	6	6	0	33
	Transgender	0	0	0	0	0	0	0	0	0	0	0	0
	Total	0	2	6	9	12	15	16	20	9	13	0	102
1 MALIGNANT NEOPLASM OF EYE AND ADNEXA (C69)	Male	0	0	0	1	1	0	2	0	0	0	0	4
	Female	0	0	0	0	0	0	0	0	0	1	0	1
	Transgender	0	0	0	0	0	0	0	0	0	0	0	0
	Total	0	0	0	1	1	0	2	0	0	1	0	5
2 MALIGNANT NEOPLASM OF MENINGES, BRAIN AND OTHER PARTS OF CENTRAL NERVOUS SYSTEM (C70-C72)	Male	0	2	6	4	7	14	9	13	3	7	0	65
	Female	0	0	0	4	4	1	5	7	6	5	0	32
	Transgender	0	0	0	0	0	0	0	0	0	0	0	0
	Total	0	2	6	8	11	15	14	20	9	12	0	97
(14) MALIGNANT NEOPLASMS OF OTHER AND UNSPECIFIED SITES (C73-C80 & C97)	Male	2	1	1	5	4	12	17	38	12	29	0	121
	Female	0	1	1	3	3	9	17	20	9	22	0	85
	Transgender	0	0	0	0	0	0	0	0	0	0	0	0
	Total	2	2	2	8	7	21	34	58	21	51	0	206
1 MALIGNANT NEOPLASM OF OTHER, ILL DEFINED, SECONDARY, UNSPECIFIED AND MULTIPLE SITES (C73-C80 & C97)	Male	2	1	1	5	4	12	17	38	12	29	0	121
	Female	0	1	1	3	3	9	17	20	9	22	0	85
	Transgender	0	0	0	0	0	0	0	0	0	0	0	0
	Total	2	2	2	8	7	21	34	58	21	51	0	206

Medically Certified Deaths by Age and Sex According to National list of tenth revision of ICD during the year 2024													
AGE GROUPS													
CAUSE OF DEATH	GENDER	LESS THAN 1	1-4	5-14	15-24	25-34	35-44	45-54	55-64	65-69	70 AND ABOVE	NOT SPECIFIED	TOTAL
(15) MALIGNANT NEOPLASMS OF LYMPHOID, HAEMATOPOIETIC AND RELATED TISSUE (C81-C96)	Male	12	10	47	48	35	44	51	61	24	49	0	381
	Female	3	8	8	30	26	36	29	51	17	25	0	233
	Transgender	0	0	0	0	0	0	0	0	0	0	0	0
	Total	15	18	55	78	61	80	80	112	41	74	0	614
1 HODGKINS DISEASE (C81)	Male	0	0	1	0	1	1	3	2	1	1	0	10
	Female	0	0	0	3	0	0	0	3	0	0	0	6
	Transgender	0	0	0	0	0	0	0	0	0	0	0	0
	Total	0	0	1	3	1	1	3	5	1	1	0	16
2 NON-HODGKINS LYMPHOMA (C82-C85)	Male	1	0	3	5	5	2	9	20	6	10	0	61
	Female	1	2	0	2	3	5	5	9	3	7	0	37
	Transgender	0	0	0	0	0	0	0	0	0	0	0	0
	Total	2	2	3	7	8	7	14	29	9	17	0	98
3 MULTIPLE MYELOMA AND MALIGNANT PLASMA CELL NEOPLASMS (C90)	Male	0	1	0	0	0	0	6	9	11	14	0	41
	Female	0	0	0	0	1	1	6	10	5	1	0	24
	Transgender	0	0	0	0	0	0	0	0	0	0	0	0
	Total	0	1	0	0	1	1	12	19	16	15	0	65
4 LEUKAEMIA (C91-C95)	Male	10	9	42	43	29	41	31	29	6	24	0	264
	Female	2	6	8	25	22	30	18	28	9	17	0	165
	Transgender	0	0	0	0	0	0	0	0	0	0	0	0
	Total	12	15	50	68	51	71	49	57	15	41	0	429
5 OTHER MALIGNANT NEOPLASMS OF LYMPHOID, HAEMATOPOIETIC AND RELATED TISSUE (C88 & C96)	Male	1	0	1	0	0	0	2	1	0	0	0	5
	Female	0	0	0	0	0	0	0	1	0	0	0	1
	Transgender	0	0	0	0	0	0	0	0	0	0	0	0
	Total	1	0	1	0	0	0	2	2	0	0	0	6
(16) CARCINOMA IN SITU (D00-D09)	Male	1	0	0	7	15	26	27	36	18	39	0	169
	Female	1	0	1	8	7	9	15	29	13	19	0	102
	Transgender	0	0	0	0	0	0	0	0	0	0	0	0
	Total	2	0	1	15	22	35	42	65	31	58	0	271

Medically Certified Deaths by Age and Sex According to National list of tenth revision of ICD during the year 2024													
AGE GROUPS													
CAUSE OF DEATH	GENDER	LESS THAN 1	1-4	5-14	15-24	25-34	35-44	45-54	55-64	65-69	70 AND ABOVE	NOT SPECIFIED	TOTAL
1 CARCINOMA IN SITU (D00-D09)	Male	1	0	0	7	15	26	27	36	18	39	0	169
	Female	1	0	1	8	7	9	15	29	13	19	0	102
	Transgender	0	0	0	0	0	0	0	0	0	0	0	0
	Total	2	0	1	15	22	35	42	65	31	58	0	271
(17) BENIGN NEOPLASMS (D10-D36)	Male	6	1	2	8	3	7	10	9	3	11	0	60
	Female	4	0	1	3	3	3	4	11	6	9	0	44
	Transgender	0	0	0	0	0	0	0	0	0	0	0	0
	Total	10	1	3	11	6	10	14	20	9	20	0	104
1 LEIOMYOMA OF UTERUS (D25)	Male	0	0	0	0	0	0	0	0	0	0	0	0
	Female	0	0	0	0	0	0	0	1	0	0	0	1
	Transgender	0	0	0	0	0	0	0	0	0	0	0	0
	Total	0	0	0	0	0	0	0	1	0	0	0	1
2 ALL OTHER BENIGN NEOPLASMS (D10-D24, D26-D36)	Male	6	1	2	8	3	7	10	9	3	11	0	60
	Female	4	0	1	3	3	3	4	10	6	9	0	43
	Transgender	0	0	0	0	0	0	0	0	0	0	0	0
	Total	10	1	3	11	6	10	14	19	9	20	0	103
(18) OTHER AND UNSPECIFIED NEOPLASM (D37-D48)	Male	1	0	1	1	2	7	5	0	4	3	0	24
	Female	1	0	2	2	0	4	7	3	2	7	0	28
	Transgender	0	0	0	0	0	0	0	0	0	0	0	0
	Total	2	0	3	3	2	11	12	3	6	10	0	52
1 OTHER AND UNSPECIFIED NEOPLASM (D37-D48)	Male	1	0	1	1	2	7	5	0	4	3	0	24
	Female	1	0	2	2	0	4	7	3	2	7	0	28
	Transgender	0	0	0	0	0	0	0	0	0	0	0	0
	Total	2	0	3	3	2	11	12	3	6	10	0	52

Medically Certified Deaths by Age and Sex According to National list of tenth revision of ICD during the year 2024													
AGE GROUPS													
CAUSE OF DEATH	GENDER	LESS THAN 1	1-4	5-14	15-24	25-34	35-44	45-54	55-64	65-69	70 AND ABOVE	NOT SPECIFIED	TOTAL
(iii) DISEASE OF THE BLOOD AND BLOOD FORMING ORGANS AND CERTAIN DISORDERS INVOLVING THE IMMUNE MECHANISM(D50-D89)	Male	47	17	27	31	41	64	80	96	59	144	0	606
	Female	38	9	26	47	48	38	40	61	37	114	0	458
	Transgender	0	0	0	0	0	0	0	0	0	0	0	0
	Total	85	26	53	78	89	102	120	157	96	258	0	1064
(19) DISEASES OF THE BLOOD AND BLOOD FORMING ORGANS AND CERTAIN DISORDERS INVOLVING THE IMMUNE MECHANISM (D50-D89)	Male	47	17	27	31	41	64	80	96	59	144	0	606
	Female	38	9	26	47	48	38	40	61	37	114	0	458
	Transgender	0	0	0	0	0	0	0	0	0	0	0	0
	Total	85	26	53	78	89	102	120	157	96	258	0	1064
1 THALASSAEMIA (D56)	Male	1	1	1	1	1	0	0	2	0	0	0	7
	Female	0	1	5	2	1	0	0	0	0	1	0	10
	Transgender	0	0	0	0	0	0	0	0	0	0	0	0
	Total	1	2	6	3	2	0	0	2	0	1	0	17
2 OTHER ANAEMIAS (D50-D55, D57-D64)	Male	26	8	16	15	25	48	50	48	33	89	0	358
	Female	26	3	17	35	31	23	26	43	25	71	0	300
	Transgender	0	0	0	0	0	0	0	0	0	0	0	0
	Total	52	11	33	50	56	71	76	91	58	160	0	658
3 ALL OTHER DISEASES OF BLOOD AND BLOOD FORMING ORGANS (D65-D77)	Male	19	8	10	15	12	14	29	42	24	53	0	226
	Female	12	5	4	10	15	14	14	17	10	37	0	138
	Transgender	0	0	0	0	0	0	0	0	0	0	0	0
	Total	31	13	14	25	27	28	43	59	34	90	0	364
4 CERTAIN DISORDERS INVOLVING THE IMMUNE MECHANISM (D80-D89)	Male	1	0	0	0	3	2	1	4	2	2	0	15
	Female	0	0	0	0	1	1	0	1	2	5	0	10
	Transgender	0	0	0	0	0	0	0	0	0	0	0	0
	Total	1	0	0	0	4	3	1	5	4	7	0	25

Medically Certified Deaths by Age and Sex According to National list of tenth revision of ICD during the year 2024													
AGE GROUPS													
CAUSE OF DEATH	GENDER	LESS THAN 1	1-4	5-14	15-24	25-34	35-44	45-54	55-64	65-69	70 AND ABOVE	NOT SPECIFIED	TOTAL
(iv) ENDOCRINE,NUTRITIONAL AND METABOLIC DISEASE(E00-E90)	Male	44	10	19	31	50	90	110	145	83	214	0	796
	Female	30	6	35	30	38	35	71	126	77	174	0	622
	Transgender	1	0	0	0	0	0	0	0	0	0	0	1
	Total	75	16	54	61	88	125	181	271	160	388	0	1419
(20) MALNUTRITION (E40-E46)	Male	4	1	1	0	1	1	0	2	0	2	0	12
	Female	3	0	0	1	1	0	0	0	1	0	0	6
	Transgender	0	0	0	0	0	0	0	0	0	0	0	0
	Total	7	1	1	1	2	1	0	2	1	2	0	18
1 KWASHIORKOR (E40)	Male	1	0	0	0	0	1	0	0	0	0	0	2
	Female	0	0	0	0	0	0	0	0	0	0	0	0
	Transgender	0	0	0	0	0	0	0	0	0	0	0	0
	Total	1	0	0	0	0	1	0	0	0	0	0	2
2 NUTRITIONAL MARASMUS (E41)	Male	0	0	0	0	0	0	0	0	0	1	0	1
	Female	0	0	0	0	0	0	0	0	1	0	0	1
	Transgender	0	0	0	0	0	0	0	0	0	0	0	0
	Total	0	0	0	0	0	0	0	0	1	1	0	2
3 OTHER PROTEIN-ENERGY MALNUTRITION (E42-E46)	Male	3	1	1	0	1	0	0	2	0	1	0	9
	Female	3	0	0	1	1	0	0	0	0	0	0	5
	Transgender	0	0	0	0	0	0	0	0	0	0	0	0
	Total	6	1	1	1	2	0	0	2	0	1	0	14
(21) ENDOCRINE,OTHER NUTRITIONAL AND METABOLIC DISEASES (E00-E34 & E50-E89)	Male	40	9	18	31	49	89	110	143	83	212	0	784
	Female	27	6	35	29	37	35	71	126	76	174	0	616
	Transgender	1	0	0	0	0	0	0	0	0	0	0	1
	Total	68	15	53	60	86	124	181	269	159	386	0	1401
1 DISORDERS OF THYROID GLAND (E00-E07)	Male	2	0	0	0	1	0	4	7	4	5	0	23
	Female	2	0	1	4	3	2	3	6	6	6	0	33
	Transgender	0	0	0	0	0	0	0	0	0	0	0	0
	Total	4	0	1	4	4	2	7	13	10	11	0	56

Medically Certified Deaths by Age and Sex According to National list of tenth revision of ICD during the year 2024													
AGE GROUPS													
CAUSE OF DEATH	GENDER	LESS THAN 1	1-4	5-14	15-24	25-34	35-44	45-54	55-64	65-69	70 AND ABOVE	NOT SPECIFIED	TOTAL
2 DIABETCS MELLITUS (E10-E14)	Male	4	2	13	19	23	44	60	92	50	104	0	411
	Female	0	1	28	17	21	18	39	82	45	105	0	356
	Transgender	0	0	0	0	0	0	0	0	0	0	0	0
	Total	4	3	41	36	44	62	99	174	95	209	0	767
3 ALL OTHER NUTRITIONAL DEFICIENCIES (E50-E64)	Male	0	0	1	0	1	0	2	0	0	2	0	6
	Female	0	0	1	0	0	0	1	1	1	1	0	5
	Transgender	0	0	0	0	0	0	0	0	0	0	0	0
	Total	0	0	2	0	1	0	3	1	1	3	0	11
4 ALL OTHER ENDOCRINE AND METRABOLIC DISEASES (E15-E34, E35 , E65-E89 & E90)	Male	34	7	4	12	24	45	44	44	29	101	0	344
	Female	25	5	5	8	13	15	28	37	24	62	0	222
	Transgender	1	0	0	0	0	0	0	0	0	0	0	1
	Total	60	12	9	20	37	60	72	81	53	163	0	567
(v) MENTAL AND BEHAVIOURAL DISORDERS (F01-F99)	Male	8	1	1	6	23	25	37	37	18	34	0	190
	Female	4	0	3	7	1	3	7	14	8	22	0	69
	Transgender	0	0	0	0	0	0	0	0	0	0	0	0
	Total	12	1	4	13	24	28	44	51	26	56	0	259
(22) MENTAL AND BEHAVIOURAL DISORDERS (F01-F99)	Male	8	1	1	6	23	25	37	37	18	34	0	190
	Female	4	0	3	7	1	3	7	14	8	22	0	69
	Transgender	0	0	0	0	0	0	0	0	0	0	0	0
	Total	12	1	4	13	24	28	44	51	26	56	0	259
1 MENTAL AND BEHAVIOURAL DISORDERS DUE TO PSYCHOACTIVE SUBSTANCE USE (F10-F19)	Male	1	0	0	4	12	20	23	16	11	12	0	99
	Female	0	0	0	0	1	0	3	2	2	2	0	10
	Transgender	0	0	0	0	0	0	0	0	0	0	0	0
	Total	1	0	0	4	13	20	26	18	13	14	0	109
2 SCHIZOPHRENIA, SCHIZOTYPAL AND DELUSIONAL DISORDERS (F20-F29)	Male	2	0	0	0	1	1	0	6	1	1	0	12
	Female	0	0	0	0	0	0	1	0	1	2	0	4
	Transgender	0	0	0	0	0	0	0	0	0	0	0	0
	Total	2	0	0	0	1	1	1	6	2	3	0	16

Medically Certified Deaths by Age and Sex According to National list of tenth revision of ICD during the year 2024													
AGE GROUPS													
CAUSE OF DEATH	GENDER	LESS THAN 1	1-4	5-14	15-24	25-34	35-44	45-54	55-64	65-69	70 AND ABOVE	NOT SPECIFIED	TOTAL
3 ALL OTHER MENTAL AND BEHAVIOURAL DISORDERS (F01-F09, F30-F99)	Male	5	1	1	2	10	4	14	15	6	21	0	79
	Female	4	0	3	7	0	3	3	12	5	18	0	55
	Transgender	0	0	0	0	0	0	0	0	0	0	0	0
	Total	9	1	4	9	10	7	17	27	11	39	0	134
(vi) DISEASES OF THE NERVOUS SYSTEM(G00-G98)	Male	245	65	121	81	108	142	166	185	88	239	0	1440
	Female	107	56	99	56	61	61	79	110	49	177	0	855
	Transgender	0	0	0	0	0	0	0	0	0	0	0	0
	Total	352	121	220	137	169	203	245	295	137	416	0	2295
(23) INFLAMMATORY DISEASES OF THE CENTRAL NERVOUS SYSTEM (G00-G09)	Male	85	42	66	22	18	22	27	25	9	28	0	344
	Female	38	30	53	12	16	17	8	15	5	18	0	212
	Transgender	0	0	0	0	0	0	0	0	0	0	0	0
	Total	123	72	119	34	34	39	35	40	14	46	0	556
1 MENINGITIS (G00 & G03)	Male	24	5	3	13	11	10	19	15	6	16	0	122
	Female	11	3	5	3	11	10	5	6	2	11	0	67
	Transgender	0	0	0	0	0	0	0	0	0	0	0	0
	Total	35	8	8	16	22	20	24	21	8	27	0	189
2 ENCEPHALITIS ,MYCLITIS AND ENCEPHALOMYCLITIS (G04)	Male	55	36	60	9	4	7	7	6	1	8	0	193
	Female	26	27	45	9	5	7	3	8	3	4	0	137
	Transgender	0	0	0	0	0	0	0	0	0	0	0	0
	Total	81	63	105	18	9	14	10	14	4	12	0	330
3 OTHER INFLAMMATORY DISEASES OF THE CENTRAL NERVOUS SYSTEM (G06, G08-G09)	Male	6	1	3	0	3	5	1	4	2	4	0	29
	Female	1	0	3	0	0	0	0	1	0	3	0	8
	Transgender	0	0	0	0	0	0	0	0	0	0	0	0
	Total	7	1	6	0	3	5	1	5	2	7	0	37
(24) OTHER DISEASES OF THE NERVOUS SYSTEM (G10-G98)	Male	160	23	55	59	90	120	139	160	79	211	0	1096
	Female	69	26	46	44	45	44	71	95	44	159	0	643
	Transgender	0	0	0	0	0	0	0	0	0	0	0	0
	Total	229	49	101	103	135	164	210	255	123	370	0	1739

Medically Certified Deaths by Age and Sex According to National list of tenth revision of ICD during the year 2024													
AGE GROUPS													
CAUSE OF DEATH	GENDER	LESS THAN 1	1-4	5-14	15-24	25-34	35-44	45-54	55-64	65-69	70 AND ABOVE	NOT SPECIFIED	TOTAL
1 ALZHEIMERS DISEASES (G30)	Male	0	0	0	1	0	0	0	1	1	2	0	5
	Female	0	1	0	0	0	1	1	0	0	0	0	3
	Transgender	0	0	0	0	0	0	0	0	0	0	0	0
	Total	0	1	0	1	0	1	1	1	1	2	0	8
2 EPILEPSY (G40-G41)	Male	11	10	23	9	19	26	30	41	15	21	0	205
	Female	17	12	14	16	14	8	9	12	10	21	0	133
	Transgender	0	0	0	0	0	0	0	0	0	0	0	0
	Total	28	22	37	25	33	34	39	53	25	42	0	338
3 ALL OTHER DISEASES OF THE NERVOUS SYSTEM (G10-G25, G31, G35-G37, G43-G98)	Male	149	13	32	49	71	94	109	118	63	188	0	886
	Female	52	13	32	28	31	35	61	83	34	138	0	507
	Transgender	0	0	0	0	0	0	0	0	0	0	0	0
	Total	201	26	64	77	102	129	170	201	97	326	0	1393
(vii) DISEASES OF THE EYE AND DNEXA(H00-H59)	Male	3	0	1	3	1	7	4	10	3	8	0	40
	Female	2	1	0	0	2	1	5	4	4	3	0	22
	Transgender	0	0	0	0	0	0	0	0	0	0	0	0
	Total	5	1	1	3	3	8	9	14	7	11	0	62
(25) DISEASE OF THE EYE AND ADNEXA (H00-H59)	Male	3	0	1	3	1	7	4	10	3	8	0	40
	Female	2	1	0	0	2	1	5	4	4	3	0	22
	Transgender	0	0	0	0	0	0	0	0	0	0	0	0
	Total	5	1	1	3	3	8	9	14	7	11	0	62
1 DISEASES OF THE EYE AND ADNEXA (H00-H59)	Male	3	0	1	3	1	7	4	10	3	8	0	40
	Female	2	1	0	0	2	1	5	4	4	3	0	22
	Transgender	0	0	0	0	0	0	0	0	0	0	0	0
	Total	5	1	1	3	3	8	9	14	7	11	0	62
(viii) DISEASES OF THE EAR AND MASTOID PROCESS (H60-H95)	Male	0	0	0	1	3	0	0	2	1	2	0	9
	Female	2	0	0	0	0	0	1	0	1	2	0	6
	Transgender	0	0	0	0	0	0	0	0	0	0	0	0
	Total	2	0	0	1	3	0	1	2	2	4	0	15

Medically Certified Deaths by Age and Sex According to National list of tenth revision of ICD during the year 2024													
AGE GROUPS													
CAUSE OF DEATH	GENDER	LESS THAN 1	1-4	5-14	15-24	25-34	35-44	45-54	55-64	65-69	70 AND ABOVE	NOT SPECIFIED	TOTAL
(26) DISEASE OF THE EAR AND MASTOID PROCESS (H60-H93)	Male	0	0	0	1	3	0	0	2	1	2	0	9
	Female	2	0	0	0	0	0	1	0	1	2	0	6
	Transgender	0	0	0	0	0	0	0	0	0	0	0	0
	Total	2	0	0	1	3	0	1	2	2	4	0	15
1 DISEASES OF THE EAR AND MASTOID PROCESS (H60-H93)	Male	0	0	0	1	3	0	0	2	1	2	0	9
	Female	2	0	0	0	0	0	1	0	1	2	0	6
	Transgender	0	0	0	0	0	0	0	0	0	0	0	0
	Total	2	0	0	1	3	0	1	2	2	4	0	15
(ix) DISEASES OF THE CIRCULATORY SYSTEM (I00-I99)	Male	187	63	83	422	785	1442	2343	3268	2032	5014	0	15639
	Female	115	52	69	251	441	611	1084	1888	1222	3683	0	9416
	Transgender	0	0	0	1	0	0	0	0	0	0	0	1
	Total	302	115	152	674	1226	2053	3427	5156	3254	8697	0	25056
(27) ACUTE RHEUMATIC FEVER AND CHRONIC RHEUMATIC HEART DISEASES (I00-I09)	Male	0	2	3	10	14	18	31	37	25	57	0	197
	Female	0	1	2	14	12	24	36	40	22	60	0	211
	Transgender	0	0	0	0	0	0	0	0	0	0	0	0
	Total	0	3	5	24	26	42	67	77	47	117	0	408
1 ACUTE RHEUMATIC FEVER (I00-I02)	Male	0	0	0	1	0	1	1	2	0	8	0	13
	Female	0	0	0	1	0	1	3	4	2	10	0	21
	Transgender	0	0	0	0	0	0	0	0	0	0	0	0
	Total	0	0	0	2	0	2	4	6	2	18	0	34
2 CHRONIC RHEUMATIC HEART DISEASES (I05-I09)	Male	0	2	3	9	14	17	30	35	25	49	0	184
	Female	0	1	2	13	12	23	33	36	20	50	0	190
	Transgender	0	0	0	0	0	0	0	0	0	0	0	0
	Total	0	3	5	22	26	40	63	71	45	99	0	374
(28) HYPERTENSIVE DISEASES (I10-I15)	Male	12	1	1	17	38	82	119	151	109	266	0	796
	Female	5	2	0	14	18	36	53	106	78	199	0	511
	Transgender	0	0	0	0	0	0	0	0	0	0	0	0
	Total	17	3	1	31	56	118	172	257	187	465	0	1307

Medically Certified Deaths by Age and Sex According to National list of tenth revision of ICD during the year 2024													
AGE GROUPS													
CAUSE OF DEATH	GENDER	LESS THAN 1	1-4	5-14	15-24	25-34	35-44	45-54	55-64	65-69	70 AND ABOVE	NOT SPECIFIED	TOTAL
1 HYPERTENSIVE HEART DISEASE (I11)	Male	0	0	0	0	3	8	12	20	9	29	0	81
	Female	0	0	0	0	0	0	3	12	7	27	0	49
	Transgender	0	0	0	0	0	0	0	0	0	0	0	0
	Total	0	0	0	0	3	8	15	32	16	56	0	130
2 ALL OTHER HYPERTENSIVE HEART DISEASES (I10, I12-I15)	Male	12	1	1	17	35	74	107	131	100	237	0	715
	Female	5	2	0	14	18	36	50	94	71	172	0	462
	Transgender	0	0	0	0	0	0	0	0	0	0	0	0
	Total	17	3	1	31	53	110	157	225	171	409	0	1177
(29) ISCHAEMIC HEART DISEASES (I20-I25)	Male	9	3	2	44	121	260	441	702	443	1042	0	3067
	Female	8	4	3	28	52	62	164	351	254	760	0	1686
	Transgender	0	0	0	0	0	0	0	0	0	0	0	0
	Total	17	7	5	72	173	322	605	1053	697	1802	0	4753
1 ACUTE MYOCARDIAL INFARCTION (I21-I22)	Male	1	1	1	33	84	175	259	367	208	481	0	1610
	Female	3	2	2	22	35	43	74	190	119	374	0	864
	Transgender	0	0	0	0	0	0	0	0	0	0	0	0
	Total	4	3	3	55	119	218	333	557	327	855	0	2474
2 ALL OTHER ISCHAEMIC HEART DISEASES (I20 & I23-I25)	Male	8	2	1	11	37	85	182	335	235	561	0	1457
	Female	5	2	1	6	17	19	90	161	135	386	0	822
	Transgender	0	0	0	0	0	0	0	0	0	0	0	0
	Total	13	4	2	17	54	104	272	496	370	947	0	2279
(30) DISEASES OF PULMONARY CIRCULATION AND OTHER FORMS OF HEART DISEASE (I26-I51)	Male	140	52	68	292	481	817	1251	1825	1107	2857	0	8890
	Female	85	37	56	159	278	355	599	1007	620	2000	0	5196
	Transgender	0	0	0	1	0	0	0	0	0	0	0	1
	Total	225	89	124	452	759	1172	1850	2832	1727	4857	0	14087
1 PULMONARY HEART DISEASE AND DISEASES OF PULMONARY CIRCULATION (I26-I28)	Male	4	3	7	16	31	44	72	73	50	92	0	392
	Female	2	2	4	10	35	13	26	49	22	63	0	226
	Transgender	0	0	0	0	0	0	0	0	0	0	0	0
	Total	6	5	11	26	66	57	98	122	72	155	0	618

Medically Certified Deaths by Age and Sex According to National list of tenth revision of ICD during the year 2024													
AGE GROUPS													
CAUSE OF DEATH	GENDER	LESS THAN 1	1-4	5-14	15-24	25-34	35-44	45-54	55-64	65-69	70 AND ABOVE	NOT SPECIFIED	TOTAL
2 OTHER FORMS OF HEART DISEASES (I30-I51)	Male	136	49	61	276	450	773	1179	1752	1057	2765	0	8498
	Female	83	35	52	149	243	342	573	958	598	1937	0	4970
	Transgender	0	0	0	1	0	0	0	0	0	0	0	1
	Total	219	84	113	426	693	1115	1752	2710	1655	4702	0	13469
(31) CEREBROVASCULAR DISEASES (I60-I69)	Male	24	5	9	50	120	245	475	528	326	757	0	2539
	Female	17	8	8	34	72	124	215	371	240	634	0	1723
	Transgender	0	0	0	0	0	0	0	0	0	0	0	0
	Total	41	13	17	84	192	369	690	899	566	1391	0	4262
1 CEREBROVASCULAR DISEASES (I60-I69)	Male	24	5	9	50	120	245	475	528	326	757	0	2539
	Female	17	8	8	34	72	124	215	371	240	634	0	1723
	Transgender	0	0	0	0	0	0	0	0	0	0	0	0
	Total	41	13	17	84	192	369	690	899	566	1391	0	4262
(32) OTHER DISEASES OF THE CIRCULATORY SYSTEM (I70-I99)	Male	2	0	0	9	11	20	26	25	22	35	0	150
	Female	0	0	0	2	9	10	17	13	8	30	0	89
	Transgender	0	0	0	0	0	0	0	0	0	0	0	0
	Total	2	0	0	11	20	30	43	38	30	65	0	239
1 ATHEROSCLEROSIS (I70)	Male	0	0	0	0	0	2	1	3	3	5	0	14
	Female	0	0	0	0	2	0	1	0	0	1	0	4
	Transgender	0	0	0	0	0	0	0	0	0	0	0	0
	Total	0	0	0	0	2	2	2	3	3	6	0	18
2 ARTERIAL EMBOLISM AND THROMBOSIS (I74)	Male	0	0	0	2	1	1	2	3	0	2	0	11
	Female	0	0	0	0	1	0	0	0	0	4	0	5
	Transgender	0	0	0	0	0	0	0	0	0	0	0	0
	Total	0	0	0	2	2	1	2	3	0	6	0	16
3 OTHER DISEASES OF ARTERIES, ARTERIOLES AND CAPILLARIES (I71-I73 & I77-I78)	Male	2	0	0	0	2	6	12	6	13	17	0	58
	Female	0	0	0	0	1	2	11	8	2	13	0	37
	Transgender	0	0	0	0	0	0	0	0	0	0	0	0
	Total	2	0	0	0	3	8	23	14	15	30	0	95

Medically Certified Deaths by Age and Sex According to National list of tenth revision of ICD during the year 2024													
AGE GROUPS													
CAUSE OF DEATH	GENDER	LESS THAN 1	1-4	5-14	15-24	25-34	35-44	45-54	55-64	65-69	70 AND ABOVE	NOT SPECIFIED	TOTAL
4 PHLEBITIS, THROMBOPHLEBITIS, VENOUS EMBOLISM AND THROMBOSIS (I80-I82)	Male	0	0	0	1	2	5	2	2	0	3	0	15
	Female	0	0	0	0	1	2	1	1	1	6	0	12
	Transgender	0	0	0	0	0	0	0	0	0	0	0	0
	Total	0	0	0	1	3	7	3	3	1	9	0	27
5 ALL OTHER DISEASES OF THE CIRCULATORY SYSTEM (I83-I89)	Male	0	0	0	6	6	6	9	11	6	8	0	52
	Female	0	0	0	2	4	6	4	4	5	6	0	31
	Transgender	0	0	0	0	0	0	0	0	0	0	0	0
	Total	0	0	0	8	10	12	13	15	11	14	0	83
(x) DISESES OF THE RESPIRATORY SYSTEM (J00-J98)	Male	608	125	139	288	597	992	1510	2348	1454	3755	0	11816
	Female	430	94	124	255	320	389	622	1065	630	1995	0	5924
	Transgender	0	0	0	1	0	0	0	0	0	0	0	1
	Total	1038	219	263	544	917	1381	2132	3413	2084	5750	0	17741
(33) DISEASES OF THE UPPER RESPIRATORY TRACT (J00-J06 & J30-J39)	Male	13	0	4	3	13	16	28	53	38	108	0	276
	Female	8	1	4	3	0	15	21	25	17	57	0	151
	Transgender	0	0	0	0	0	0	0	0	0	0	0	0
	Total	21	1	8	6	13	31	49	78	55	165	0	427
1 ACUTE PHARYNGITIS AND ACUTE TONSILLITIS (J02-J03)	Male	0	0	2	0	1	0	2	1	0	0	0	6
	Female	0	0	0	0	0	2	0	0	0	0	0	2
	Transgender	0	0	0	0	0	0	0	0	0	0	0	0
	Total	0	0	2	0	1	2	2	1	0	0	0	8
2 ACUTE LARYNGITIS AND TRACHEITIS (J04)	Male	0	0	1	0	0	0	0	2	0	0	0	3
	Female	0	0	0	0	0	0	0	0	0	0	0	0
	Transgender	0	0	0	0	0	0	0	0	0	0	0	0
	Total	0	0	1	0	0	0	0	2	0	0	0	3
3 OTHER ACUTE UPPER RESPIRATORY INFECTIONS (J00-J01 & J05-J06)	Male	6	0	1	3	8	11	15	34	27	82	0	187
	Female	6	1	4	3	0	10	15	18	9	43	0	109
	Transgender	0	0	0	0	0	0	0	0	0	0	0	0
	Total	12	1	5	6	8	21	30	52	36	125	0	296

Medically Certified Deaths by Age and Sex According to National list of tenth revision of ICD during the year 2024													
AGE GROUPS													
CAUSE OF DEATH	GENDER	LESS THAN 1	1-4	5-14	15-24	25-34	35-44	45-54	55-64	65-69	70 AND ABOVE	NOT SPECIFIED	TOTAL
4 ALL OTHER DISEASES OF UPPER RESPIRATORY TRACT (J30-J39)	Male	7	0	0	0	4	5	11	16	11	26	0	80
	Female	2	0	0	0	0	3	6	7	8	14	0	40
	Transgender	0	0	0	0	0	0	0	0	0	0	0	0
	Total	9	0	0	0	4	8	17	23	19	40	0	120
(34) LOWER RESPIRATORY DISEASES (J20-J22 & J40-J47)	Male	19	6	2	24	115	229	485	948	643	1583	0	4054
	Female	13	7	5	23	29	80	158	314	193	632	0	1454
	Transgender	0	0	0	1	0	0	0	0	0	0	0	1
	Total	32	13	7	48	144	309	643	1262	836	2215	0	5509
1 ACUTE BRONCHITIS AND ACUTE BRONCHIOLITIS (J20-J21)	Male	8	2	0	0	2	2	0	7	2	18	0	41
	Female	3	2	1	1	0	4	4	2	4	12	0	33
	Transgender	0	0	0	0	0	0	0	0	0	0	0	0
	Total	11	4	1	1	2	6	4	9	6	30	0	74
2 BRONCHITIS, CHRONIC AND UNSPECIFIED, EMPHYSEMA (J40-J43)	Male	1	1	0	1	2	3	11	33	24	47	0	123
	Female	0	0	0	2	3	5	6	8	4	23	0	51
	Transgender	0	0	0	0	0	0	0	0	0	0	0	0
	Total	1	1	0	3	5	8	17	41	28	70	0	174
3 ASTHMA (J45-J46)	Male	0	0	0	0	4	7	17	40	26	74	0	168
	Female	0	1	1	1	4	5	11	15	14	52	0	104
	Transgender	0	0	0	0	0	0	0	0	0	0	0	0
	Total	0	1	1	1	8	12	28	55	40	126	0	272
4 OTHER LOWER RESPIRATORY DISORDERS (J22, J44 & J47)	Male	10	3	2	23	107	217	457	868	591	1444	0	3722
	Female	10	4	3	19	22	66	137	289	171	545	0	1266
	Transgender	0	0	0	1	0	0	0	0	0	0	0	1
	Total	20	7	5	43	129	283	594	1157	762	1989	0	4989

Medically Certified Deaths by Age and Sex According to National list of tenth revision of ICD during the year 2024													
AGE GROUPS													
CAUSE OF DEATH	GENDER	LESS THAN 1	1-4	5-14	15-24	25-34	35-44	45-54	55-64	65-69	70 AND ABOVE	NOT SPECIFIED	TOTAL
(35) OTHER DISEASES OF THE RESPIRATORY SYSTEM (J10-J18 & J60-J98)	Male	576	119	133	261	469	747	997	1347	773	2064	0	7486
	Female	409	86	115	229	291	294	443	726	420	1306	0	4319
	Transgender	0	0	0	0	0	0	0	0	0	0	0	0
	Total	985	205	248	490	760	1041	1440	2073	1193	3370	0	11805
1 INFLUENZA (J10-J11)	Male	3	1	0	2	0	2	3	2	1	8	0	22
	Female	1	0	0	1	1	2	2	6	0	7	0	20
	Transgender	0	0	0	0	0	0	0	0	0	0	0	0
	Total	4	1	0	3	1	4	5	8	1	15	0	42
2 PNEUMONIA (J12-J18)	Male	278	59	41	66	99	143	183	226	130	356	0	1581
	Female	219	41	44	44	59	73	96	134	69	230	0	1009
	Transgender	0	0	0	0	0	0	0	0	0	0	0	0
	Total	497	100	85	110	158	216	279	360	199	586	0	2590
3 PLEURISY (J90)	Male	0	2	1	4	4	6	6	15	4	23	0	65
	Female	1	0	1	3	3	1	5	5	2	14	0	35
	Transgender	0	0	0	0	0	0	0	0	0	0	0	0
	Total	1	2	2	7	7	7	11	20	6	37	0	100
4 ALL OTHER DISEASES OF THE RESPIRATORY SYSTEM (J60-J86, J92-J98)	Male	295	57	91	189	366	596	805	1104	638	1677	0	5818
	Female	188	45	70	181	228	218	340	581	349	1055	0	3255
	Transgender	0	0	0	0	0	0	0	0	0	0	0	0
	Total	483	102	161	370	594	814	1145	1685	987	2732	0	9073
(xi) DISEASES OF THE DIGESTIVE SYSTEM (K00-K92)	Male	58	19	32	96	518	904	751	490	198	321	0	3387
	Female	28	15	32	60	94	102	131	182	88	205	0	937
	Transgender	0	0	0	0	0	0	0	0	0	0	0	0
	Total	86	34	64	156	612	1006	882	672	286	526	0	4324
(36) DISEASES OF ORAL CAVITY,SALIVARY GLANDS AND JAWS (K00-K14)	Male	0	0	0	0	3	0	6	2	2	3	0	16
	Female	1	0	1	1	1	2	1	0	1	1	0	9
	Transgender	0	0	0	0	0	0	0	0	0	0	0	0
	Total	1	0	1	1	4	2	7	2	3	4	0	25

Medically Certified Deaths by Age and Sex According to National list of tenth revision of ICD during the year 2024													
AGE GROUPS													
CAUSE OF DEATH	GENDER	LESS THAN 1	1-4	5-14	15-24	25-34	35-44	45-54	55-64	65-69	70 AND ABOVE	NOT SPECIFIED	TOTAL
1 DISEASES OF ORAL CAVITY, SALIVARY GLANDS AND JAWS (K00-K14)	Male	0	0	0	0	3	0	6	2	2	3	0	16
	Female	1	0	1	1	1	2	1	0	1	1	0	9
	Transgender	0	0	0	0	0	0	0	0	0	0	0	0
	Total	1	0	1	1	4	2	7	2	3	4	0	25
(37) DISEASES OF THE OTHER PARTS OF DIGESTIVE SYSTEM (K20-K92)	Male	58	19	32	96	515	904	745	488	196	318	0	3371
	Female	27	15	31	59	93	100	130	182	87	204	0	928
	Transgender	0	0	0	0	0	0	0	0	0	0	0	0
	Total	85	34	63	155	608	1004	875	670	283	522	0	4299
1 GASTRIC AND DUODENAL ULCER (K25-K27)	Male	0	0	0	1	3	5	1	0	1	1	0	12
	Female	0	0	0	0	0	0	3	0	0	1	0	4
	Transgender	0	0	0	0	0	0	0	0	0	0	0	0
	Total	0	0	0	1	3	5	4	0	1	2	0	16
2 GASTRITIS AND DUODENITIS (K29)	Male	0	0	1	0	0	0	2	0	1	4	0	8
	Female	1	0	0	1	0	0	0	0	0	0	0	2
	Transgender	0	0	0	0	0	0	0	0	0	0	0	0
	Total	1	0	1	1	0	0	2	0	1	4	0	10
3 DISEASES OF APPENDIX (K35-K38)	Male	2	0	2	6	3	7	6	18	6	9	0	59
	Female	0	0	0	1	4	1	2	13	3	9	0	33
	Transgender	0	0	0	0	0	0	0	0	0	0	0	0
	Total	2	0	2	7	7	8	8	31	9	18	0	92
4 HERNIA (K40-K46)	Male	10	0	0	0	3	5	7	6	3	9	0	43
	Female	2	1	0	0	0	0	2	6	1	3	0	15
	Transgender	0	0	0	0	0	0	0	0	0	0	0	0
	Total	12	1	0	0	3	5	9	12	4	12	0	58
5 PARALYTIC ILEUS AND INTESTINAL OBSTRUCTION WITHOUT HERNIA (K56)	Male	5	1	0	2	12	16	22	24	15	42	0	139
	Female	6	0	2	0	10	13	7	14	14	41	0	107
	Transgender	0	0	0	0	0	0	0	0	0	0	0	0
	Total	11	1	2	2	22	29	29	38	29	83	0	246

Medically Certified Deaths by Age and Sex According to National list of tenth revision of ICD during the year 2024													
AGE GROUPS													
CAUSE OF DEATH	GENDER	LESS THAN 1	1-4	5-14	15-24	25-34	35-44	45-54	55-64	65-69	70 AND ABOVE	NOT SPECIFIED	TOTAL
6 PERITONITIS (K65)	Male	2	1	1	6	5	9	11	12	8	14	0	69
	Female	2	1	5	1	3	2	2	5	3	7	0	31
	Transgender	0	0	0	0	0	0	0	0	0	0	0	0
	Total	4	2	6	7	8	11	13	17	11	21	0	100
7 DISEASES OF THE LIVER (K70-K76)	Male	21	15	23	52	423	773	611	352	120	149	0	2539
	Female	8	9	20	37	56	53	75	86	32	75	0	451
	Transgender	0	0	0	0	0	0	0	0	0	0	0	0
	Total	29	24	43	89	479	826	686	438	152	224	0	2990
8 CHOLELILITHIASIS AND CHOLECYSTITIS (K80-K81)	Male	1	0	0	2	3	3	6	4	3	2	0	24
	Female	0	1	0	0	4	5	4	6	3	14	0	37
	Transgender	0	0	0	0	0	0	0	0	0	0	0	0
	Total	1	1	0	2	7	8	10	10	6	16	0	61
9 DISORDERS OF PANCREAS (K85-K86)	Male	0	0	0	14	38	43	34	27	11	23	0	190
	Female	1	0	0	2	2	9	13	16	12	10	0	65
	Transgender	0	0	0	0	0	0	0	0	0	0	0	0
	Total	1	0	0	16	40	52	47	43	23	33	0	255
10 ALL OTHER DISEASES OF THE OTHER PARTS OF DIGESTIVE SYSTEM (K20-K22, K28, K30-K31, K50-K55, K57-K63, K66, K82-K83 & K90-K92)	Male	17	2	5	13	25	43	45	45	28	65	0	288
	Female	7	3	4	17	14	17	22	36	19	44	0	183
	Transgender	0	0	0	0	0	0	0	0	0	0	0	0
	Total	24	5	9	30	39	60	67	81	47	109	0	471
(xii) DISEASES OF THE SKIN AND SUBCUTANEOUS TISSUE (L00-L98)	Male	6	0	2	1	4	8	15	17	15	17	0	85
	Female	7	1	2	0	16	3	6	14	4	14	0	67
	Transgender	0	0	0	0	0	0	0	0	0	0	0	0
	Total	13	1	4	1	20	11	21	31	19	31	0	152
(38) DISEASES OF THE SKIN AND SUBCUTANEOUS TISSUE (L00-L98)	Male	6	0	2	1	4	8	15	17	15	17	0	85
	Female	7	1	2	0	16	3	6	14	4	14	0	67
	Transgender	0	0	0	0	0	0	0	0	0	0	0	0
	Total	13	1	4	1	20	11	21	31	19	31	0	152

Medically Certified Deaths by Age and Sex According to National list of tenth revision of ICD during the year 2024													
AGE GROUPS													
CAUSE OF DEATH	GENDER	LESS THAN 1	1-4	5-14	15-24	25-34	35-44	45-54	55-64	65-69	70 AND ABOVE	NOT SPECIFIED	TOTAL
1 INFECTIONS OF THE SKIN AND SUBCUTANEOUS TISSUE (L00-L08)	Male	0	0	2	1	3	6	14	15	12	12	0	65
	Female	3	0	2	0	0	2	5	9	2	11	0	34
	Transgender	0	0	0	0	0	0	0	0	0	0	0	0
	Total	3	0	4	1	3	8	19	24	14	23	0	99
2 ALL OTHER DISEASES OF THE SKIN AND SUBCUTANEOUS TISSUE (L10-L98)	Male	6	0	0	0	1	2	1	2	3	5	0	20
	Female	4	1	0	0	16	1	1	5	2	3	0	33
	Transgender	0	0	0	0	0	0	0	0	0	0	0	0
	Total	10	1	0	0	17	3	2	7	5	8	0	53
(xiii) DISEASES OF THE MUSCULOSKELETAL SYSTEM AND CONNECTIVE TISSUE (M00-M99)	Male	9	3	7	25	36	62	97	106	62	127	0	534
	Female	12	5	13	25	33	30	33	54	27	79	0	311
	Transgender	0	0	0	0	0	0	0	0	0	0	0	0
	Total	21	8	20	50	69	92	130	160	89	206	0	845
(39) DISEASES OF THE MUSCULOSKELETAL SYSTEM AND CONNECTIVE TISSUE (M00-M99)	Male	9	3	7	25	36	62	97	106	62	127	0	534
	Female	12	5	13	25	33	30	33	54	27	79	0	311
	Transgender	0	0	0	0	0	0	0	0	0	0	0	0
	Total	21	8	20	50	69	92	130	160	89	206	0	845
1 RHEUMATOID ARTHRITIS AND OTHER INFLAMMATORY POLYARTHROPATHIES (M05-M13)	Male	0	0	0	0	0	0	0	2	1	1	0	4
	Female	0	0	1	1	1	0	2	1	1	2	0	9
	Transgender	0	0	0	0	0	0	0	0	0	0	0	0
	Total	0	0	1	1	1	0	2	3	2	3	0	13
2 OSTEOMYELITIS (M86)	Male	0	0	0	0	0	1	1	0	0	1	0	3
	Female	0	0	0	0	1	0	0	0	1	0	0	2
	Transgender	0	0	0	0	0	0	0	0	0	0	0	0
	Total	0	0	0	0	1	1	1	0	1	1	0	5
3 ALL OTHER DISEASES OF THE MUSCULOSKELETAL SYSTEM AND CONNECTIVE TISSUE (M00-M02, M15-M43, M45-M85, M87-M99)	Male	9	3	7	25	36	61	96	104	61	125	0	527
	Female	12	5	12	24	31	30	31	53	25	77	0	300
	Transgender	0	0	0	0	0	0	0	0	0	0	0	0
	Total	21	8	19	49	67	91	127	157	86	202	0	827

Medically Certified Deaths by Age and Sex According to National list of tenth revision of ICD during the year 2024													
AGE GROUPS													
CAUSE OF DEATH	GENDER	LESS THAN 1	1-4	5-14	15-24	25-34	35-44	45-54	55-64	65-69	70 AND ABOVE	NOT SPECIFIED	TOTAL
(xiv) DISEASES OF THE GENITOURINARY SYSTEM (N00-N99)	Male	33	4	30	66	129	181	308	414	193	499	0	1857
	Female	26	8	26	59	100	122	162	240	119	292	0	1154
	Transgender	0	0	0	0	0	0	0	0	0	0	0	0
	Total	59	12	56	125	229	303	470	654	312	791	0	3011
(40) DISEASES OF URINARY SYSTEM (N00-N39)	Male	33	4	30	66	127	180	305	409	188	491	0	1833
	Female	24	8	25	53	93	117	156	235	114	286	0	1111
	Transgender	0	0	0	0	0	0	0	0	0	0	0	0
	Total	57	12	55	119	220	297	461	644	302	777	0	2944
1 GLOMERULAR DISEASES(INCLUDING NEPHRITIC SYNDROME) (N00-N07)	Male	4	1	2	1	0	0	0	1	0	5	0	14
	Female	1	2	2	0	0	1	2	0	1	2	0	11
	Transgender	0	0	0	0	0	0	0	0	0	0	0	0
	Total	5	3	4	1	0	1	2	1	1	7	0	25
2 RENAL TUBULO-INTERSTITIAL DISEASES (N10-N15)	Male	1	1	0	0	2	2	4	6	3	4	0	23
	Female	0	0	1	1	3	2	2	2	2	4	0	17
	Transgender	0	0	0	0	0	0	0	0	0	0	0	0
	Total	1	1	1	1	5	4	6	8	5	8	0	40
3 RENAL FAILURE (N17-N19)	Male	27	1	26	62	121	173	292	384	178	449	0	1713
	Female	23	6	22	52	88	105	144	220	103	264	0	1027
	Transgender	0	0	0	0	0	0	0	0	0	0	0	0
	Total	50	7	48	114	209	278	436	604	281	713	0	2740
4 UROLITHIASIS (N20-N23)	Male	0	0	1	0	0	1	1	3	2	2	0	10
	Female	0	0	0	0	0	0	0	0	0	3	0	3
	Transgender	0	0	0	0	0	0	0	0	0	0	0	0
	Total	0	0	1	0	0	1	1	3	2	5	0	13
5 OTHER DISORDERS OF KIDNEY AND URETER (N25-N28)	Male	1	1	1	2	4	3	5	11	3	13	0	44
	Female	0	0	0	0	2	5	5	11	2	4	0	29
	Transgender	0	0	0	0	0	0	0	0	0	0	0	0
	Total	1	1	1	2	6	8	10	22	5	17	0	73

Medically Certified Deaths by Age and Sex According to National list of tenth revision of ICD during the year 2024													
AGE GROUPS													
CAUSE OF DEATH	GENDER	LESS THAN 1	1-4	5-14	15-24	25-34	35-44	45-54	55-64	65-69	70 AND ABOVE	NOT SPECIFIED	TOTAL
6 ALL OTHER DISEASES OF URINARY SYSTEM (N30-N39)	Male	0	0	0	1	0	1	3	4	2	18	0	29
	Female	0	0	0	0	0	4	3	2	6	9	0	24
	Transgender	0	0	0	0	0	0	0	0	0	0	0	0
	Total	0	0	0	1	0	5	6	6	8	27	0	53
(41) OTHER DISEASES OF THE GENITOURINARY SYSTEM (N40-N99)	Male	0	0	0	0	2	1	3	5	5	8	0	24
	Female	2	0	1	6	7	5	6	5	5	6	0	43
	Transgender	0	0	0	0	0	0	0	0	0	0	0	0
	Total	2	0	1	6	9	6	9	10	10	14	0	67
1 HYPERPLASIA OF PROSTATE (N40)	Male	0	0	0	0	0	0	0	1	2	3	0	6
	Female	0	0	0	0	0	0	0	0	0	0	0	0
	Transgender	0	0	0	0	0	0	0	0	0	0	0	0
	Total	0	0	0	0	0	0	0	1	2	3	0	6
2 ALL OTHER DISEASES OF MALE GENITAL ORGANS (N41-N50)	Male	0	0	0	0	2	1	3	4	3	5	0	18
	Female	0	0	0	0	0	0	0	0	0	0	0	0
	Transgender	0	0	0	0	0	0	0	0	0	0	0	0
	Total	0	0	0	0	2	1	3	4	3	5	0	18
3 SALPINGITIS AND OPHORITIS (N70)	Male	0	0	0	0	0	0	0	0	0	0	0	0
	Female	0	0	0	2	3	0	0	0	0	0	0	5
	Transgender	0	0	0	0	0	0	0	0	0	0	0	0
	Total	0	0	0	2	3	0	0	0	0	0	0	5
4 ALL OTHER DISEASES OF FEMALE GENITAL ORGANS (N60-N64, N71-N76, N80-N99)	Male	0	0	0	0	0	0	0	0	0	0	0	0
	Female	2	0	1	4	4	5	6	5	5	6	0	38
	Transgender	0	0	0	0	0	0	0	0	0	0	0	0
	Total	2	0	1	4	4	5	6	5	5	6	0	38

Medically Certified Deaths by Age and Sex According to National list of tenth revision of ICD during the year 2024													
AGE GROUPS													
CAUSE OF DEATH	GENDER	LESS THAN 1	1-4	5-14	15-24	25-34	35-44	45-54	55-64	65-69	70 AND ABOVE	NOT SPECIFIED	TOTAL
(xv) PREGNANCY,CHILD BIRTH AND THE PUERPERIUM (O00-099)	Male	0	0	0	0	0	0	0	0	0	0	0	0
	Female	0	0	0	166	230	153	65	6	0	0	0	620
	Transgender	0	0	0	0	0	0	0	0	0	0	0	0
	Total	0	0	0	166	230	153	65	6	0	0	0	620
(42) PREGNANCY WITH ABORTIVE OUTCOME (O00-O08)	Male	0	0	0	0	0	0	0	0	0	0	0	0
	Female	0	0	0	6	7	4	0	0	0	0	0	17
	Transgender	0	0	0	0	0	0	0	0	0	0	0	0
	Total	0	0	0	6	7	4	0	0	0	0	0	17
1 SPONTANEOUS ABORTION (O03)	Male	0	0	0	0	0	0	0	0	0	0	0	0
	Female	0	0	0	0	0	1	0	0	0	0	0	1
	Transgender	0	0	0	0	0	0	0	0	0	0	0	0
	Total	0	0	0	0	0	1	0	0	0	0	0	1
2 MEDICAL ABORTION (O04)	Male	0	0	0	0	0	0	0	0	0	0	0	0
	Female	0	0	0	0	1	0	0	0	0	0	0	1
	Transgender	0	0	0	0	0	0	0	0	0	0	0	0
	Total	0	0	0	0	1	0	0	0	0	0	0	1
3 OTHER PREGNANCIES WITH ABORTIVE OUTCOME (O00-O02 & O05-O08)	Male	0	0	0	0	0	0	0	0	0	0	0	0
	Female	0	0	0	6	6	3	0	0	0	0	0	15
	Transgender	0	0	0	0	0	0	0	0	0	0	0	0
	Total	0	0	0	6	6	3	0	0	0	0	0	15
(43) OTHER DIRECT OBSTETRIC DEATHS (O10-O92)	Male	0	0	0	0	0	0	0	0	0	0	0	0
	Female	0	0	0	139	206	147	65	6	0	0	0	563
	Transgender	0	0	0	0	0	0	0	0	0	0	0	0
	Total	0	0	0	139	206	147	65	6	0	0	0	563
1 OEDEMA, PROTEINURIA AND HYPERTENSIVE DISORDERS IN PREGNANCY, CHILD BIRTH AND THE PUERPERIUM (O10-O16)	Male	0	0	0	0	0	0	0	0	0	0	0	0
	Female	0	0	0	17	23	7	0	0	0	0	0	47
	Transgender	0	0	0	0	0	0	0	0	0	0	0	0
	Total	0	0	0	17	23	7	0	0	0	0	0	47

Medically Certified Deaths by Age and Sex According to National list of tenth revision of ICD during the year 2024													
AGE GROUPS													
CAUSE OF DEATH	GENDER	LESS THAN 1	1-4	5-14	15-24	25-34	35-44	45-54	55-64	65-69	70 AND ABOVE	NOT SPECIFIED	TOTAL
2 INFECTIONS OF GENITOURINARY TRACT IN PREGNANCY (O23)	Male	0	0	0	0	0	0	0	0	0	0	0	0
	Female	0	0	0	0	0	0	0	0	0	0	0	0
	Transgender	0	0	0	0	0	0	0	0	0	0	0	0
	Total	0	0	0	0	0	0	0	0	0	0	0	0
3 OBSTRUCTED LABOUR (O64-O66)	Male	0	0	0	0	0	0	0	0	0	0	0	0
	Female	0	0	0	2	1	1	2	0	0	0	0	6
	Transgender	0	0	0	0	0	0	0	0	0	0	0	0
	Total	0	0	0	2	1	1	2	0	0	0	0	6
4 COMPLICATIONS PRE-DOMINANTLY RELATED TO THE PUERPERIUM (O85-O92)	Male	0	0	0	0	0	0	0	0	0	0	0	0
	Female	0	0	0	69	106	85	46	2	0	0	0	308
	Transgender	0	0	0	0	0	0	0	0	0	0	0	0
	Total	0	0	0	69	106	85	46	2	0	0	0	308
5 OTHER COMPLICATIONS OF PREGNANCY AND DELIVERY (O20-O22, O24-O63,O67-O75,O80-O84)	Male	0	0	0	0	0	0	0	0	0	0	0	0
	Female	0	0	0	51	76	54	17	4	0	0	0	202
	Transgender	0	0	0	0	0	0	0	0	0	0	0	0
	Total	0	0	0	51	76	54	17	4	0	0	0	202
(44) OTHER OBSTETRIC CONDITIONS, NOT ELSEWHERE CLASSIFIED (O95-O99)	Male	0	0	0	0	0	0	0	0	0	0	0	0
	Female	0	0	0	21	17	2	0	0	0	0	0	40
	Transgender	0	0	0	0	0	0	0	0	0	0	0	0
	Total	0	0	0	21	17	2	0	0	0	0	0	40
1 INDIRECT OBSTETRIC DEATHS (O98-O99)	Male	0	0	0	0	0	0	0	0	0	0	0	0
	Female	0	0	0	16	12	1	0	0	0	0	0	29
	Transgender	0	0	0	0	0	0	0	0	0	0	0	0
	Total	0	0	0	16	12	1	0	0	0	0	0	29
2 ALL OTHER OBSTETRIC CONDITIONS, NOT ELSEWHERE CLASSIFIED (O95-O97)	Male	0	0	0	0	0	0	0	0	0	0	0	0
	Female	0	0	0	5	5	1	0	0	0	0	0	11
	Transgender	0	0	0	0	0	0	0	0	0	0	0	0
	Total	0	0	0	5	5	1	0	0	0	0	0	11

Medically Certified Deaths by Age and Sex According to National list of tenth revision of ICD during the year 2024													
AGE GROUPS													
CAUSE OF DEATH	GENDER	LESS THAN 1	1-4	5-14	15-24	25-34	35-44	45-54	55-64	65-69	70 AND ABOVE	NOT SPECIFIED	TOTAL
(xvi) CERTAIN CONDITIONS ORIGINATING IN THE PERINATAL PERIOD (P00-P96)	Male	4590	0	0	0	0	0	0	0	0	0	0	4590
	Female	3048	0	0	0	0	0	0	0	0	0	0	3048
	Transgender	8	0	0	0	0	0	0	0	0	0	0	8
	Total	7646	0	0	0	0	0	0	0	0	0	0	7646
(45) CERTAIN CONDITIONS ORIGINATING IN THE PERINATAL PERIOD (P00-P96)	Male	4590	0	0	0	0	0	0	0	0	0	0	4590
	Female	3048	0	0	0	0	0	0	0	0	0	0	3048
	Transgender	8	0	0	0	0	0	0	0	0	0	0	8
	Total	7646	0	0	0	0	0	0	0	0	0	0	7646
1 SLOW FETAL GROWTH, FETAL MALNUTRITION AND IMMATUREITY (P05-P07)	Male	911	0	0	0	0	0	0	0	0	0	0	911
	Female	624	0	0	0	0	0	0	0	0	0	0	624
	Transgender	3	0	0	0	0	0	0	0	0	0	0	3
	Total	1538	0	0	0	0	0	0	0	0	0	0	1538
2 BIRTH TRAUMA (P10-P15)	Male	120	0	0	0	0	0	0	0	0	0	0	120
	Female	91	0	0	0	0	0	0	0	0	0	0	91
	Transgender	1	0	0	0	0	0	0	0	0	0	0	1
	Total	212	0	0	0	0	0	0	0	0	0	0	212
3 HYPOXIA, BIRTH ASPHYXIA AND OTHER RESPIRATORY CONDITIONS (P20-P28)	Male	2085	0	0	0	0	0	0	0	0	0	0	2085
	Female	1406	0	0	0	0	0	0	0	0	0	0	1406
	Transgender	2	0	0	0	0	0	0	0	0	0	0	2
	Total	3493	0	0	0	0	0	0	0	0	0	0	3493
4 HAEMOLYTIC DISEASES OF FETUS AND NEW-BORN (P55)	Male	8	0	0	0	0	0	0	0	0	0	0	8
	Female	5	0	0	0	0	0	0	0	0	0	0	5
	Transgender	0	0	0	0	0	0	0	0	0	0	0	0
	Total	13	0	0	0	0	0	0	0	0	0	0	13
5 OTHER PERINATAL JAUNDICE (P58-P59)	Male	19	0	0	0	0	0	0	0	0	0	0	19
	Female	14	0	0	0	0	0	0	0	0	0	0	14
	Transgender	0	0	0	0	0	0	0	0	0	0	0	0
	Total	33	0	0	0	0	0	0	0	0	0	0	33

Medically Certified Deaths by Age and Sex According to National list of tenth revision of ICD during the year 2024													
AGE GROUPS													
CAUSE OF DEATH	GENDER	LESS THAN 1	1-4	5-14	15-24	25-34	35-44	45-54	55-64	65-69	70 AND ABOVE	NOT SPECIFIED	TOTAL
6 ALL OTHER CONDITIONS ORIGINATING IN THE PERINATAL PERIOD (P00-P04, P08, P29-P54, P56-P57, P60-P96)	Male	1447	0	0	0	0	0	0	0	0	0	0	1447
	Female	908	0	0	0	0	0	0	0	0	0	0	908
	Transgender	2	0	0	0	0	0	0	0	0	0	0	2
	Total	2357	0	0	0	0	0	0	0	0	0	0	2357
(xvii) CONGENITAL MALFORMATIONS, DEFORMATIONS AND CHROMOSOMAL ABNORMALITIES (Q00-Q99)	Male	459	26	25	9	7	9	10	23	6	34	0	608
	Female	246	18	17	9	45	2	6	12	4	11	0	370
	Transgender	1	0	0	0	0	0	0	0	0	0	0	1
	Total	706	44	42	18	52	11	16	35	10	45	0	979
(46) CONGENITAL MALFORMATIONS, DEFORMATIONS AND CHROMOSOMAL ABNORMALITIES (Q00-Q99)	Male	459	26	25	9	7	9	10	23	6	34	0	608
	Female	246	18	17	9	45	2	6	12	4	11	0	370
	Transgender	1	0	0	0	0	0	0	0	0	0	0	1
	Total	706	44	42	18	52	11	16	35	10	45	0	979
1 SPINA BIFIDA (Q05)	Male	7	0	0	0	0	0	0	0	0	0	0	7
	Female	2	0	0	0	0	0	0	0	0	0	0	2
	Transgender	0	0	0	0	0	0	0	0	0	0	0	0
	Total	9	0	0	0	0	0	0	0	0	0	0	9
2 CONGENITAL MALFORMATIONS OF THE CIRCULATORY SYSTEM (Q20-Q28)	Male	284	24	18	6	5	3	0	0	1	5	0	346
	Female	141	14	12	3	3	0	0	2	2	4	0	181
	Transgender	0	0	0	0	0	0	0	0	0	0	0	0
	Total	425	38	30	9	8	3	0	2	3	9	0	527
3 CLEFT LIP AND CLEFT PALATE (Q35-Q37)	Male	3	0	1	0	0	1	0	1	0	1	0	7
	Female	1	0	0	0	1	0	0	1	0	1	0	4
	Transgender	1	0	0	0	0	0	0	0	0	0	0	1
	Total	5	0	1	0	1	1	0	2	0	2	0	12
4 ALL OTHER CONGENITAL MALFORMATIONS, DEFORMATIONS AND CHROMOSOMAL ABNORMALITIES, NOT ELSEWHERE CLASSIFIED (Q00-Q04, Q06-Q07, Q10-Q18, Q30-Q34, Q38-Q99)	Male	165	2	6	3	2	5	10	22	5	28	0	248
	Female	102	4	5	6	41	2	6	9	2	6	0	183
	Transgender	0	0	0	0	0	0	0	0	0	0	0	0
	Total	267	6	11	9	43	7	16	31	7	34	0	431

Medically Certified Deaths by Age and Sex According to National list of tenth revision of ICD during the year 2024													
CAUSE OF DEATH	GENDER	AGE GROUPS										NOT SPECIFIED	TOTAL
		LESS THAN 1	1-4	5-14	15-24	25-34	35-44	45-54	55-64	65-69	70 AND ABOVE		
(xviii) SYMTOMS, SIGNS AND ABNORMAL CLINICAL AND LABORATORY FINDINGS,NOT ELSEWHERE CLASSIFIED (R00-R99)	Male	1185	222	355	716	1096	2028	1799	2054	1115	2327	0	12897
	Female	767	186	320	437	505	717	718	1093	645	1598	0	6986
	Transgender	2	0	0	0	0	1	0	0	0	0	0	3
	Total	1954	408	675	1153	1601	2746	2517	3147	1760	3925	0	19886
(47) SYMPTOMS,SIGNS AND ABNORMAL CLINICAL AND LABORATORY FINDINGS,NOT ELSEWHERE CLASSIFIED (R00-R99)	Male	1185	222	355	716	1096	2028	1799	2054	1115	2327	0	12897
	Female	767	186	320	437	505	717	718	1093	645	1598	0	6986
	Transgender	2	0	0	0	0	1	0	0	0	0	0	3
	Total	1954	408	675	1153	1601	2746	2517	3147	1760	3925	0	19886
1 ABDOMINAL AND PELVIC PAIN (R10)	Male	2	0	1	3	3	4	4	7	4	4	0	32
	Female	0	1	1	2	3	3	3	1	1	4	0	19
	Transgender	0	0	0	0	0	0	0	0	0	0	0	0
	Total	2	1	2	5	6	7	7	8	5	8	0	51
2 ASCITES (R18)	Male	0	0	1	1	1	9	3	3	0	4	0	22
	Female	0	0	0	0	0	2	1	0	2	1	0	6
	Transgender	0	0	0	0	0	0	0	0	0	0	0	0
	Total	0	0	1	1	1	11	4	3	2	5	0	28
3 SOMNOLENCE, STUPOR AND COMA (R40)	Male	0	0	0	0	0	3	2	2	0	1	0	8
	Female	0	0	0	2	1	0	1	0	0	0	0	4
	Transgender	0	0	0	0	0	0	0	0	0	0	0	0
	Total	0	0	0	2	1	3	3	2	0	1	0	12
4 FEVER OF UNKNOWN ORIGIN (R50)	Male	66	16	29	10	4	12	12	14	5	14	0	182
	Female	32	10	33	10	2	9	9	19	7	25	0	156
	Transgender	0	0	0	0	0	0	0	0	0	0	0	0
	Total	98	26	62	20	6	21	21	33	12	39	0	338
5 SENILITY (R54)	Male	0	1	0	0	0	0	1	0	0	2	0	4
	Female	7	1	0	0	0	0	0	0	0	1	0	9
	Transgender	0	0	0	0	0	0	0	0	0	0	0	0
	Total	7	2	0	0	0	0	1	0	0	3	0	13

Medically Certified Deaths by Age and Sex According to National list of tenth revision of ICD during the year 2024													
AGE GROUPS													
CAUSE OF DEATH	GENDER	LESS THAN 1	1-4	5-14	15-24	25-34	35-44	45-54	55-64	65-69	70 AND ABOVE	NOT SPECIFIED	TOTAL
6 SYNCOPE AND COLLAPSE (R55)	Male	1	0	0	0	0	0	0	0	0	1	0	2
	Female	0	0	0	0	2	2	0	0	0	0	0	4
	Transgender	0	0	0	0	0	0	0	0	0	0	0	0
	Total	1	0	0	0	2	2	0	0	0	1	0	6
7 CONVULSIONS, NOT ELSEWHERE CLASSIFIED (R56)	Male	10	4	1	3	6	8	7	12	7	5	0	63
	Female	5	3	3	3	4	2	5	6	2	4	0	37
	Transgender	0	0	0	0	0	0	0	0	0	0	0	0
	Total	15	7	4	6	10	10	12	18	9	9	0	100
8 SHOCK, NOT ELSEWHERE CLASSIFIED (R57)	Male	370	72	86	145	282	426	631	757	456	1097	0	4322
	Female	278	58	79	127	179	193	283	509	319	802	0	2827
	Transgender	1	0	0	0	0	0	0	0	0	0	0	1
	Total	649	130	165	272	461	619	914	1266	775	1899	0	7150
9 ALL OTHER SYMPTOMS, SIGNS AND ABNORMAL CLINICAL AND LABORATORY FINDINGS, NOT ELSEWHERE CLASSIFIED (R00-R09, R11-R17, R19-R39, R41-R49, R51-R53, R58-R99)	Male	736	129	237	554	800	1566	1139	1259	643	1199	0	8262
	Female	445	113	204	293	314	506	416	558	314	761	0	3924
	Transgender	1	0	0	0	0	1	0	0	0	0	0	2
	Total	1182	242	441	847	1114	2073	1555	1817	957	1960	0	12188
(xix) INJURY, POSINING AND CERTAIN OTHER CONSEQUENCES OF EXTERNAL CAUSES (S00-T98)	Male	33	42	94	657	898	750	602	461	156	327	0	4020
	Female	24	41	71	307	253	166	182	184	82	193	0	1503
	Transgender	0	0	0	0	0	0	0	0	0	0	0	0
	Total	57	83	165	964	1151	916	784	645	238	520	0	5523
(48) FRACTURES (S02, S12, S22, S32, S42, S52, S62, S72, S82, S92, T02, T08, T10, T12)	Male	0	0	1	13	24	10	13	13	6	9	0	89
	Female	0	0	3	2	3	3	4	5	3	22	0	45
	Transgender	0	0	0	0	0	0	0	0	0	0	0	0
	Total	0	0	4	15	27	13	17	18	9	31	0	134
1 FRACTURE OF SKULL AND FACIAL BONES (S02)	Male	0	0	0	5	13	5	5	4	0	1	0	33
	Female	0	0	1	1	1	1	2	4	0	1	0	11
	Transgender	0	0	0	0	0	0	0	0	0	0	0	0
	Total	0	0	1	6	14	6	7	8	0	2	0	44

Medically Certified Deaths by Age and Sex According to National list of tenth revision of ICD during the year 2024													
CAUSE OF DEATH	GENDER	AGE GROUPS											TOTAL
		LESS THAN 1	1-4	5-14	15-24	25-34	35-44	45-54	55-64	65-69	70 AND ABOVE	NOT SPECIFIED	
2 FRACTURES OF NECK, THORAX OR PELVIS (S12, S22, S32 & T08)	Male	0	0	0	2	2	3	4	3	2	1	0	17
	Female	0	0	0	0	0	0	2	1	0	2	0	5
	Transgender	0	0	0	0	0	0	0	0	0	0	0	0
	Total	0	0	0	2	2	3	6	4	2	3	0	22
3 FRACTURES OF UPPER LIMB (S42, S52, S62 & T10)	Male	0	0	0	1	2	0	0	2	0	0	0	5
	Female	0	0	0	0	0	0	0	0	1	0	0	1
	Transgender	0	0	0	0	0	0	0	0	0	0	0	0
	Total	0	0	0	1	2	0	0	2	1	0	0	6
4 FRACTURES OF LOWER LIMB (S72, S82, S92 & T12)	Male	0	0	1	4	6	1	3	3	1	7	0	26
	Female	0	0	0	1	2	2	0	0	1	19	0	25
	Transgender	0	0	0	0	0	0	0	0	0	0	0	0
	Total	0	0	1	5	8	3	3	3	2	26	0	51
5 FRACTURES INVOLVING MULTIPLE BODY REGIONS, AND OF UNSPECIFIED BODY REGIONS (T02)	Male	0	0	0	1	1	1	1	1	3	0	0	8
	Female	0	0	2	0	0	0	0	0	1	0	0	3
	Transgender	0	0	0	0	0	0	0	0	0	0	0	0
	Total	0	0	2	1	1	1	1	1	4	0	0	11
(49) DISLOCATIONS,SPRAINS AND STRAINS OF SPECIFIED AND MULTIPLE BODY REGIONS (S03, S13, S23, S33, S43, S53, S63, S73, S83, S93, T03)	Male	0	2	0	5	9	11	7	3	1	3	0	41
	Female	0	0	0	1	0	1	0	2	0	2	0	6
	Transgender	0	0	0	0	0	0	0	0	0	0	0	0
	Total	0	2	0	6	9	12	7	5	1	5	0	47
(50) INTRACRANIAL AND INTERNAL INJURIES,INCLUDING NERVES (S04, S06, S14, S24, S26-S27, S34, S36-S37, S44, S54, S64, S74, S84 & S94)	Male	4	14	37	242	308	275	203	173	54	122	0	1432
	Female	0	11	21	26	47	54	65	76	28	63	0	391
	Transgender	0	0	0	0	0	0	0	0	0	0	0	0
	Total	4	25	58	268	355	329	268	249	82	185	0	1823

Medically Certified Deaths by Age and Sex According to National list of tenth revision of ICD during the year 2024													
AGE GROUPS													
CAUSE OF DEATH	GENDER	LESS THAN 1	1-4	5-14	15-24	25-34	35-44	45-54	55-64	65-69	70 AND ABOVE	NOT SPECIFIED	TOTAL
(51) CRUSHING INJURIES AND TRAUMATIC AMPUTATIONS OR SPECIFIED AND MULTIPLE BODY REGIONS (S07-S08, S17-S18, S28, S38, S47-S48, S57-S58, S67-S68, S77-S78, S87-S88, S97-S98, T04-T05)	Male	4	1	1	12	22	13	32	35	8	19	0	147
	Female	3	1	1	4	10	7	8	11	4	22	0	71
	Transgender	0	0	0	0	0	0	0	0	0	0	0	0
	Total	7	2	2	16	32	20	40	46	12	41	0	218
(52) OTHER INJURIES OF SPECIFIED, UNSPECIFIED AND MULTIPLE BODY REGIONS (S00-S01, S05, S09-S11, S15-S16, S19-S21, S25, S29-S31, S35, S39-S41, S45-S46, S49-S51, S55-S56, S59-S61, S65-S66, S69-S71, S75-S76, S79-S81, S85-S86, S89-S91, S95-S96, S99, T00-T01, T06-T07, T09, T11 & T13-T14)	Male	4	11	24	141	224	162	130	102	39	87	0	924
	Female	3	10	9	18	38	36	43	50	23	39	0	269
	Transgender	0	0	0	0	0	0	0	0	0	0	0	0
	Total	7	21	33	159	262	198	173	152	62	126	0	1193
(53) EFFECTS OF FOREIGN BODY ENTERING THROUGH NATURAL ORIFICE (T15-T19)	Male	5	1	0	0	0	0	0	0	0	0	0	6
	Female	4	0	0	3	0	0	0	2	0	0	0	9
	Transgender	0	0	0	0	0	0	0	0	0	0	0	0
	Total	9	1	0	3	0	0	0	2	0	0	0	15
(54) BURNS AND CORROSIONS (T20-T32)	Male	9	9	4	11	31	27	10	5	4	10	0	120
	Female	4	7	4	8	12	6	8	5	6	12	0	72
	Transgender	0	0	0	0	0	0	0	0	0	0	0	0
	Total	13	16	8	19	43	33	18	10	10	22	0	192
(55) POISONINGS BY DRUGS AND BIOLOGICAL SUBSTANCES AND TOXIC EFFECTS OF SUBSTANCES CHIEFLY NON MEDICINAL AS TO SOURCE (T36-T50 & T51-T65)	Male	3	2	17	192	224	205	153	102	34	48	0	980
	Female	5	12	28	215	125	52	38	21	9	21	0	526
	Transgender	0	0	0	0	0	0	0	0	0	0	0	0
	Total	8	14	45	407	349	257	191	123	43	69	0	1506
(56) OTHER AND UNSPECIFIED EFFECTS OF EXTERNAL CAUSES AND CERTAIN EARLY COMPLICATIONS OF TRAUMN (T33-T35, T66-T78 & T79)	Male	4	0	10	33	42	20	27	13	6	15	0	170
	Female	5	0	3	22	12	2	6	2	1	5	0	58
	Transgender	0	0	0	0	0	0	0	0	0	0	0	0
	Total	9	0	13	55	54	22	33	15	7	20	0	228

Medically Certified Deaths by Age and Sex According to National list of tenth revision of ICD during the year 2024													
AGE GROUPS													
CAUSE OF DEATH	GENDER	LESS THAN 1	1-4	5-14	15-24	25-34	35-44	45-54	55-64	65-69	70 AND ABOVE	NOT SPECIFIED	TOTAL
(57) COMPLICATIONS OF SURGICAL AND MEDICAL CARE, NOT ELSEWHERE CLASSIFIED (T80-T89)	Male	0	2	0	2	5	17	17	12	3	12	0	70
	Female	0	0	1	2	3	4	8	8	6	6	0	38
	Transgender	0	0	0	0	0	0	0	0	0	0	0	0
	Total	0	2	1	4	8	21	25	20	9	18	0	108
(58) LATE EFFECTS OF INJURIES, OF POSIONING AND OF OTHER CONSEQUENCES OF EXTERNAL CAUSES (T90-T98)	Male	0	0	0	6	9	10	10	3	1	2	0	41
	Female	0	0	1	6	3	1	2	2	2	1	0	18
	Transgender	0	0	0	0	0	0	0	0	0	0	0	0
	Total	0	0	1	12	12	11	12	5	3	3	0	59
(xx) EXTERNAL CAUSES OF MORBIDITY AND MORTALITY (V01-Y98)	Male	10	34	68	349	469	440	306	205	74	114	0	2069
	Female	8	32	30	91	96	66	80	81	42	75	0	601
	Transgender	0	0	0	0	0	0	0	0	0	0	0	0
	Total	18	66	98	440	565	506	386	286	116	189	0	2670
E48 TRANSPORT ACCIDENTS (V01-V99)	Male	2	6	25	219	307	263	162	106	36	64	0	1190
	Female	2	5	11	26	31	32	40	43	19	40	0	249
	Transgender	0	0	0	0	0	0	0	0	0	0	0	0
	Total	4	11	36	245	338	295	202	149	55	104	0	1439
1 RAILWAY ACCIDENTS (V05, V15, V80.6, V81, V87.6 & V88.6)	Male	0	0	0	8	18	20	5	3	0	1	0	55
	Female	0	0	1	2	1	2	1	1	1	0	0	9
	Transgender	0	0	0	0	0	0	0	0	0	0	0	0
	Total	0	0	1	10	19	22	6	4	1	1	0	64
2 MOTOR VEHICLE TRAFFIC ACCIDENTS (V02-V04, V09.2-V09.3, V12-V14, V20-V29, V30-V39, V40-V49, V50-V59, V60-V69, V70-V79, V80.3-V80.5, V82.1, V87.0-V87.5, V87.7-V87.8, V88.0-V88.5 & V89.2)	Male	1	0	4	67	70	61	37	28	9	12	0	289
	Female	1	0	2	2	7	7	12	13	2	9	0	55
	Transgender	0	0	0	0	0	0	0	0	0	0	0	0
	Total	2	0	6	69	77	68	49	41	11	21	0	344
3 OTHER ROAD VEHICLE ACCIDENTS (V01, V06, V09.0-V09.1, V10-V11, V16-V18, V80.0-V80.2, V80.7-V80.9, V82.0, V82.2-V82.9, V87.9, V88.0-V88.5, V88.7-V88.9 & V89.0-V89.1)	Male	0	3	10	78	108	92	61	39	14	30	0	435
	Female	0	3	5	10	14	9	14	18	8	15	0	96
	Transgender	0	0	0	0	0	0	0	0	0	0	0	0
	Total	0	6	15	88	122	101	75	57	22	45	0	531

Medically Certified Deaths by Age and Sex According to National list of tenth revision of ICD during the year 2024													
AGE GROUPS													
CAUSE OF DEATH	GENDER	LESS THAN 1	1-4	5-14	15-24	25-34	35-44	45-54	55-64	65-69	70 AND ABOVE	NOT SPECIFIED	TOTAL
4 WATER TRANSPORT ACCIDENTS (V90-V94)	Male	0	0	0	0	0	0	1	0	0	0	0	1
	Female	0	0	1	0	0	0	0	0	0	0	0	1
	Transgender	0	0	0	0	0	0	0	0	0	0	0	0
	Total	0	0	1	0	0	0	1	0	0	0	0	2
5 AIR AND SPACE TRANSPORT ACCIDENTS (V95-V97)	Male	0	0	0	0	0	0	2	0	0	0	0	2
	Female	0	0	0	0	0	0	0	0	0	0	0	0
	Transgender	0	0	0	0	0	0	0	0	0	0	0	0
	Total	0	0	0	0	0	0	2	0	0	0	0	2
6 ALL OTHER TRANSPORT ACCIDENTS (V09.1, V09.9, V19, V83-V86, V89.3, V89.9 & V98-V99)	Male	1	3	11	66	111	90	56	36	13	21	0	408
	Female	1	2	2	12	9	14	13	11	8	16	0	88
	Transgender	0	0	0	0	0	0	0	0	0	0	0	0
	Total	2	5	13	78	120	104	69	47	21	37	0	496
E49 ACCIDENTAL FALLS (W00-W19)	Male	4	10	9	17	36	46	26	22	10	23	0	203
	Female	3	10	2	3	8	4	7	1	7	14	0	59
	Transgender	0	0	0	0	0	0	0	0	0	0	0	0
	Total	7	20	11	20	44	50	33	23	17	37	0	262
E50 ACCIDENTAL DROWNING AND SUBMERSION (W65-W74)	Male	1	0	3	10	8	4	6	4	0	1	0	37
	Female	0	1	1	1	0	0	1	2	0	0	0	6
	Transgender	0	0	0	0	0	0	0	0	0	0	0	0
	Total	1	1	4	11	8	4	7	6	0	1	0	43
E51 EXPOSURE TO SMOKE, FIRE AND FLAMES (X00-X09)	Male	0	13	3	10	14	19	12	4	2	1	0	78
	Female	0	10	6	15	13	6	9	5	4	4	0	72
	Transgender	0	0	0	0	0	0	0	0	0	0	0	0
	Total	0	23	9	25	27	25	21	9	6	5	0	150
E52 ACCIDENTAL POISONING BY AND EXPOSURE TO NOXIOUS SUBSTANCES (X40-X49)	Male	0	1	0	0	1	2	1	2	0	1	0	8
	Female	0	0	0	0	0	1	0	0	0	0	0	1
	Transgender	0	0	0	0	0	0	0	0	0	0	0	0
	Total	0	1	0	0	1	3	1	2	0	1	0	9

Medically Certified Deaths by Age and Sex According to National list of tenth revision of ICD during the year 2024													
AGE GROUPS													
CAUSE OF DEATH	GENDER	LESS THAN 1	1-4	5-14	15-24	25-34	35-44	45-54	55-64	65-69	70 AND ABOVE	NOT SPECIFIED	TOTAL
E53 INTENTIONAL SELF HARM(SUICIDE-ATTEMPTED) (X60-X84)	Male	0	0	1	24	22	19	18	7	3	2	0	96
	Female	0	1	0	17	11	3	2	3	0	2	0	39
	Transgender	0	0	0	0	0	0	0	0	0	0	0	0
	Total	0	1	1	41	33	22	20	10	3	4	0	135
E54 ASSAULT(HOMICIDE) (X85-Y09)	Male	0	0	1	5	1	6	1	7	1	2	0	24
	Female	0	0	1	0	4	1	1	1	0	0	0	8
	Transgender	0	0	0	0	0	0	0	0	0	0	0	0
	Total	0	0	2	5	5	7	2	8	1	2	0	32
E55 OTHER VIOLENCE (Y10-Y36)	Male	0	0	1	3	4	3	4	3	1	0	0	19
	Female	0	0	0	7	1	2	1	4	1	3	0	19
	Transgender	0	0	0	0	0	0	0	0	0	0	0	0
	Total	0	0	1	10	5	5	5	7	2	3	0	38
1 EVENT OF UNDETERMINED INTENT (Y10-Y34)	Male	0	0	1	2	4	3	4	3	1	0	0	18
	Female	0	0	0	7	1	2	0	4	1	3	0	18
	Transgender	0	0	0	0	0	0	0	0	0	0	0	0
	Total	0	0	1	9	5	5	4	7	2	3	0	36
2 LEGAL INTERVENTION (Y35)	Male	0	0	0	1	0	0	0	0	0	0	0	1
	Female	0	0	0	0	0	0	1	0	0	0	0	1
	Transgender	0	0	0	0	0	0	0	0	0	0	0	0
	Total	0	0	0	1	0	0	1	0	0	0	0	2
3 OPERATIONS OF WAR (Y36)	Male	0	0	0	0	0	0	0	0	0	0	0	0
	Female	0	0	0	0	0	0	0	0	0	0	0	0
	Transgender	0	0	0	0	0	0	0	0	0	0	0	0
	Total	0	0	0	0	0	0	0	0	0	0	0	0
E56 COMPLICATIONS OF MEDICAL AND SURGICAL CARE (Y40-Y84)	Male	2	0	3	8	9	22	16	6	10	2	0	78
	Female	1	1	3	5	6	3	1	5	3	3	0	31
	Transgender	0	0	0	0	0	0	0	0	0	0	0	0
	Total	3	1	6	13	15	25	17	11	13	5	0	109

Medically Certified Deaths by Age and Sex According to National list of tenth revision of ICD during the year 2024													
AGE GROUPS													
CAUSE OF DEATH	GENDER	LESS THAN 1	1-4	5-14	15-24	25-34	35-44	45-54	55-64	65-69	70 AND ABOVE	NOT SPECIFIED	TOTAL
1 DRUGS, MEDICAMENTS AND BIOLOGICAL SUBSTANCES CAUSING ADVERSE EFFECT IN THERAPEUTIC USE (Y40-Y59)	Male	0	0	0	0	0	1	0	0	0	1	0	2
	Female	0	0	0	1	0	0	1	0	0	1	0	3
	Transgender	0	0	0	0	0	0	0	0	0	0	0	0
	Total	0	0	0	1	0	1	1	0	0	2	0	5
2 MISADVENTURES DURING SURGICAL AND MEDICAL CARE (Y60-Y69, Y70-Y82 & Y83-Y84)	Male	2	0	3	8	9	21	16	6	10	1	0	76
	Female	1	1	3	4	6	3	0	5	3	2	0	28
	Transgender	0	0	0	0	0	0	0	0	0	0	0	0
	Total	3	1	6	12	15	24	16	11	13	3	0	104
E57 OTHER EXTERNAL CAUSES OF ACCIDENTAL INJURY, NOT ELSEWHERE CLASSIFIED (W20-W64, W75-W99, X10-X39, X50-X59)	Male	1	4	20	45	61	49	49	27	4	9	0	269
	Female	2	3	5	17	20	12	16	12	2	7	0	96
	Transgender	0	0	0	0	0	0	0	0	0	0	0	0
	Total	3	7	25	62	81	61	65	39	6	16	0	365
1 ACCIDENTS CAUSED BY MACHINERY, AND BY CUTTING AND PIERCING INSTRUMENTS (W24-W31)	Male	0	0	0	0	1	1	0	1	0	0	0	3
	Female	0	0	0	0	0	0	0	0	0	0	0	0
	Transgender	0	0	0	0	0	0	0	0	0	0	0	0
	Total	0	0	0	0	1	1	0	1	0	0	0	3
2 ACCIDENTS CAUSED BY FIREARM MISSILE (W32-W34)	Male	0	0	0	2	2	0	0	0	0	0	0	4
	Female	0	0	0	0	0	0	0	0	0	0	0	0
	Transgender	0	0	0	0	0	0	0	0	0	0	0	0
	Total	0	0	0	2	2	0	0	0	0	0	0	4
3 BITES OF SNAKES AND OTHER VENOMOUS ANIMALS (X20-X27)	Male	1	1	0	2	11	10	19	10	1	0	0	55
	Female	0	1	2	0	3	3	4	1	0	1	0	15
	Transgender	0	0	0	0	0	0	0	0	0	0	0	0
	Total	1	2	2	2	14	13	23	11	1	1	0	70
4 SUN STROKE (X32)	Male	0	0	0	0	0	0	0	0	0	0	0	0
	Female	0	0	0	0	0	0	0	0	0	0	0	0
	Transgender	0	0	0	0	0	0	0	0	0	0	0	0
	Total	0	0	0	0	0	0	0	0	0	0	0	0

Medically Certified Deaths by Age and Sex According to National list of tenth revision of ICD during the year 2024													
AGE GROUPS													
CAUSE OF DEATH	GENDER	LESS THAN 1	1-4	5-14	15-24	25-34	35-44	45-54	55-64	65-69	70 AND ABOVE	NOT SPECIFIED	TOTAL
5 ALL OTHER ACCIDENTS INCLUDING LATE EFFECTS (W20-W23, W35-W64, W75-W99, X10-X19, X28-X29, X30-X31 & X50-X59)	Male	0	3	20	41	47	38	30	16	3	9	0	207
	Female	2	2	3	17	17	9	12	11	2	6	0	81
	Transgender	0	0	0	0	0	0	0	0	0	0	0	0
	Total	2	5	23	58	64	47	42	27	5	15	0	288
E58 LATE EFFECTS OF EXTERNAL CAUSES OF MORBIDITY AND MORTALITY (Y85-Y89)	Male	0	0	2	8	6	7	11	16	7	9	0	66
	Female	0	1	1	0	2	2	2	5	6	2	0	21
	Transgender	0	0	0	0	0	0	0	0	0	0	0	0
	Total	0	1	3	8	8	9	13	21	13	11	0	87
E59 SUPPLYMENTARY FACTORS RELATED TO CAUSES OF MORBIDITY AND MORTALITY CLASSIFIED ELSEWHRE(Y90-Y98)	Male	0	0	0	0	0	0	0	1	0	0	0	1
	Female	0	0	0	0	0	0	0	0	0	0	0	0
	Transgender	0	0	0	0	0	0	0	0	0	0	0	0
	Total	0	0	0	0	0	0	0	1	0	0	0	1
(XXI)FACTORS INFLUENCING HEALTH STATUS AND CONTACT WITH HEALTH SERVICES (Z00-Z99)	Male	10	1	5	9	17	27	21	37	21	40	0	188
	Female	5	0	2	8	9	12	20	17	14	32	0	119
	Transgender	0	0	0	0	0	0	0	0	0	0	0	0
	Total	15	1	7	17	26	39	41	54	35	72	0	307
E 60 PERSONS ENCOUNTERING HEALTH SERVICES FOR EXAMINATION AND INVESTIGATION (Z00-Z13)	Male	4	0	1	3	6	9	12	14	10	16	0	75
	Female	1	0	1	4	2	5	5	5	2	15	0	40
	Transgender	0	0	0	0	0	0	0	0	0	0	0	0
	Total	5	0	2	7	8	14	17	19	12	31	0	115
E 61 PERSONS WITH POTENTIAL HEALTH HAZARDS RELATED TO COMMUNICABLE DISEASES (Z20-Z29)	Male	0	0	0	1	0	0	0	1	0	2	0	4
	Female	1	0	0	0	0	0	1	1	1	1	0	5
	Transgender	0	0	0	0	0	0	0	0	0	0	0	0
	Total	1	0	0	1	0	0	1	2	1	3	0	9
E 62 PERSONS ENCOUNTERING HEALTH SERVICES IN CIRCUMSTANCES RELATED TO REPRODUCTION (Z30-Z39)	Male	1	0	0	0	1	2	0	0	0	1	0	5
	Female	0	0	0	1	3	2	0	0	0	1	0	7
	Transgender	0	0	0	0	0	0	0	0	0	0	0	0
	Total	1	0	0	1	4	4	0	0	0	2	0	12

Medically Certified Deaths by Age and Sex According to National list of tenth revision of ICD during the year 2024													
AGE GROUPS													
CAUSE OF DEATH	GENDER	LESS THAN 1	1-4	5-14	15-24	25-34	35-44	45-54	55-64	65-69	70 AND ABOVE	NOT SPECIFIED	TOTAL
E 63 PERSONS ENCOUNTERING HEALTH SERVICES FOR SPECIFIC PROCEDURES AND HEALTH CARE (Z40-Z54)	Male	0	0	0	0	2	3	3	5	3	2	0	18
	Female	0	0	0	1	2	0	2	1	2	4	0	12
	Transgender	0	0	0	0	0	0	0	0	0	0	0	0
	Total	0	0	0	1	4	3	5	6	5	6	0	30
E 64 PERSONS WITH POTENTIAL HEALTH HAZARDS RELATED TO SOCIOECONOMIC AND PSYCHOSOCIAL CIRCUMSTANCES (Z55-Z65)	Male	1	0	0	0	0	2	0	1	0	1	0	5
	Female	0	0	0	0	0	0	0	0	0	1	0	1
	Transgender	0	0	0	0	0	0	0	0	0	0	0	0
	Total	1	0	0	0	0	2	0	1	0	2	0	6
E 65 PERSONS ENCOUNTERING HEALTH SERVICES IN OTHER CIRCUMSTANCES (Z70-Z76)	Male	0	0	1	0	0	0	0	2	1	0	0	4
	Female	0	0	0	0	0	1	2	1	0	0	0	4
	Transgender	0	0	0	0	0	0	0	0	0	0	0	0
	Total	0	0	1	0	0	1	2	3	1	0	0	8
E 66 PERSONS WITH POTENTIAL HEALTH HAZARDS RELATED TO FAMILY AND PERSONAL HISTORY AND CERTAIN CONDITIONS INFLUENCING HEALTH STATUS (Z80-Z99)	Male	4	1	3	5	8	11	6	14	7	18	0	77
	Female	3	0	1	2	2	4	10	9	9	10	0	50
	Transgender	0	0	0	0	0	0	0	0	0	0	0	0
	Total	7	1	4	7	10	15	16	23	16	28	0	127
(XXII) CODES FOR SPECIAL PURPOSES (U00-U99)	Male	7	0	2	3	8	8	13	36	18	46	0	141
	Female	4	0	1	2	5	3	3	11	3	29	0	61
	Transgender	0	0	0	0	0	0	0	0	0	0	0	0
	Total	11	0	3	5	13	11	16	47	21	75	0	202
E 67 PROVISIONAL ASSIGNMENT OF NEW DISEASES OF UNCERTAIN ETIOLOGY (U00-U49)	Male	7	0	2	3	8	8	13	36	18	46	0	141
	Female	4	0	1	2	5	3	3	11	3	29	0	61
	Transgender	0	0	0	0	0	0	0	0	0	0	0	0
	Total	11	0	3	5	13	11	16	47	21	75	0	202
ALL CAUSES (MAJOR GROUP 1 TO22)	Male	8100	717	1234	3153	5431	8154	9552	11543	6454	15036	0	69374
	Female	5256	615	1038	2156	2707	2965	3940	6030	3487	9716	0	37910
	Transgender	12	0	0	2	0	1	1	1	0	0	0	17
	Total	13368	1332	2272	5311	8138	11120	13493	17574	9941	24752	0	107301

(see rule 7)

(Hospital In-patients. Not to be used for still birth)

To be sent to Registrar along with Form No. 2 (Death Report)

A copy of this certificate to be provided to the nearest relative of the deceased

Name of the Hospital

I hereby certify that the person whose particulars are given below died in the hospital in Ward No

On

D	D	-	M	M	-	Y	Y	Y	Y
---	---	---	---	---	---	---	---	---	---

at.....A.M./P.M.

NAME OF DECEASED:		First Name	Middle Name	Last Name	For use of Statistical Office
Sex	Age at Death				
	If 1 year or more, age in years	If less than 1 year, age in month	If less than one month, age in days	If less than one day, age in hours	
1. Male 2. Female 3. Transgender Person					
<u>CAUSE OF DEATH</u> I Immediate cause State the disease, injury or complication which Caused death, not the mode of dying such as heart Failure, asthenia, etc. Antecedent cause Morbid conditions, if any, giving rise to the above Cause, stating underlying conditions last II Other significant conditions contributing to the death But not related to the disease or condition causing it				(a) due to (or as a consequences of) (b)..... due to (or as a consequences of) (c)	Interval between onset and death approx.

How did the injury occur?

1. Natural 2. Accident 3. Suicide 4. Homicide
5. Pending investigation

If deceased was a female, was pregnancy the death associated with? 1. Yes 2. No

If yes, was there a delivery? 1. Yes 2. No

Name and signature of the Medical Attendant certifying the cause of death

Date of verification:

D	D	-	M	M	-	Y	Y	Y	Y
---	---	---	---	---	---	---	---	---	---

SEE REVERSE FOR INSTRUCTIONS

FORM NO.4A

(see rule 7)

MEDICAL CERTIFICATE OF CAUSE OF DEATH

(For non-institutional deaths. Not to be used for still births)

(To be given to the person required under the Registration of Births and Deaths Act, 1969 to give information concerning the death to Registrar along with Form No. 2(Death Report)

I hereby certify that the deceased Shri/Smt./Km..... Son/Wife/Daughter of.....resident of
..... was under my treatment from.....to.....and he/she died

On

D	D	-	M	M	-	Y	Y	Y	Y
---	---	---	---	---	---	---	---	---	---

 at.....A.M./P.M.

NAME OF DECEASED:		First Name	Middle Name	Last Name	For use of Statistical Office
Sex	Age at Death				
	If 1 year or more, age in years	If less than 1 year, age in month	If less than one month, age in days	If less than one day, age in hours	
1. Male 2. Female 3. Transgender Person					
<u>CAUSE OF DEATH</u> I Immediate cause State the disease, injury or complication which Caused death, not the mode of dying such as heart Failure, asthenia, etc. Antecedent cause Morbid conditions, if any, giving rise to the above cause, stating underlying conditions last II Other significant conditions contributing to the death But not related to the disease or condition causing it				(a)..... due to (or as a consequences of) (b)..... due to (or as a consequences of) (c).....	Interval between onset and death approx.

If deceased was a female, was pregnancy the death associated with? 1.Yes 2. No

If yes, was there a delivery? 1. Yes 2. No

Name and signature of the Medical Practitioner certifying the cause of death

Date of verification :

D	D	-	M	M	-	Y	Y	Y	Y
---	---	---	---	---	---	---	---	---	---

SEE REVERSE FOR INSTRUCTIONS

**YOJANA BHAWAN, TILAK MARG, C-SCHEME,
JAIPUR**

PH. 0141-2222740

WEBSITE – <https://pehchan.rajasthan.gov.in>

MAIL - jd vital.des@rajasthan.gov.in

Toll Free Number - 18001806785