



Government Of Rajasthan

# REPORT ON MEDICAL CERTIFICATION OF CAUSE OF DEATH (MCCD)

2021

**DIRECTORATE OF ECONOMICS AND  
STATISTICS DEPARTMENT OF STATISTICS,  
RAJASTHAN, JAIPUR**

**MEDICAL CERTIFICATION**

**OF**

**CAUSE OF DEATH (MCCD)**

**RAJASTHAN**

**2021**

**Directorate of Economics and Statistics**  
**Statistics Department, Yojana Bhawan**  
**Tilak Marg, Jaipur**

## **MEDICAL CERTIFICATION OF CAUSE OF DEATH (MCCD)**

<b>S.NO.</b>	<b>CONTENTS</b>	<b>PAGE NO.</b>
<b>1.</b>	<b>INTRODUCTION</b>	<b>1-2</b>
<b>(i)</b>	<b>METHODOLOGY</b>	
<b>(ii)</b>	<b>SCHEME OF MCCD: STATUSE OF</b>	
<b>(iii)</b>	<b>IMPLEMENTATION</b>	
<b>(iv)</b>	<b>MCCD STATUS: STATE SCENARIO: FLOW OF DATA OF PROCESSING SCOPE OF THE REPORT</b>	
<b>2.</b>	<b>Finding the introduction of leading cause of death</b>	<b>2-3</b>
<b>3.</b>	<b>Finding the introduction of death by the Age group wise</b>	<b>3-4</b>
<b>4.</b>	<b>Finding the introduction of death by the Gender wise</b>	<b>4-5</b>
<b>5.</b>	<b>COMPARISON OF MCCD AND CRS DATA</b>	<b>5-6</b>
<b>6.</b>	<b>TABLE</b>	<b>7-41</b>
<b>7.</b>	<b>CHART</b>	<b>CHART 1-5</b>

## **1. Introduction:**

The size and geographical distribution of deaths in relation to prevalence of diseases, evaluation of risks of deaths from various causes at different ages, the medical implications of combination of the conditions resulting in death, proportion of deaths occurring in hospitals are a crucial aspect of interest to many professionals. Public health executives, Administrators, policy makers, researchers and other professionals, therefore depend heavily on analysis of causes of death for vital statistical data, for formulating National and State health care policies and programs. It is fundamental for monitoring as well as improving the methods of diagnosis and analysis and also plays an important role in advanced medical research. Medical Certification of Cause of Death forms are an integral part of the Vital Statistics System under Registration of Births and Deaths system which aims at providing a reliable database for generating cause specific mortality statistics on a regular basis.

Currently, Medical Research is facing challenges from the spread of a variety of disease like Cancer, AIDS, Heart Diseases, Juvenile diabetes, non-communicable & communicable diseases, Swine flu and Chikungunya etc. Good documentation of information on the causes of death is indispensable for tackling these issues. Recognizing this fact and in order to draw the profile of different natural and manmade causes of death, under the aegis of World Health Organization, the international community of Medical Professionals have codified most of the disease labeling them “International Classification of Diseases (ICD)” This ICD is customized to the Indian conditions under the scheme of ‘Medical Certification of Cause of Death (MCCD)’.

This report is based on the 10th revision of ICD. The statistics presented in this report, give information on cause specific mortality cross classified by sex and age groups.

## **Methodology**

The necessary data is collected in the prescribed formats i.e. form no.4 for institutional deaths and form no. 4A for non-institutional death. These both formats are to be filled up by the medical professional who has attended the deceased. Thereafter, these filled formats are to be submitted to the concerned registrars of the birth and death for the detailed tabulation as per the national list of causes of death based, based on the tenth revision of International classification of disease (ICD 10) for onward transmission to the Chief Registrar’s office. Afterwards, the state government submits this to the office of the Registrar General of India in the standardized format for the national level consolidation.

## **Scheme of MCCD: Status of Implementation:**

In order to take the MCCD Scheme forward in a systematic manner in the country, the Registrar General, India has been impressing upon all the States/Union Territories to bring

all hospitals (Government & Private) and private medical practitioners under its coverage, both in rural as well as urban areas by imposing issue of Notification. In this context, a notification has been issued by the Government of Rajasthan also to bring all Government medical institutions under the scheme of Medical Certification of Cause of Death and 2363 hospitals are reporting under this scheme. The scheme is limited to institutional deaths only. Though the sample is representative, sweeping generalizations are not recommended, since a large number of rural as well as urban events occurred at home are not being covered under this scheme.

### **MCCD Status: State Scenario: Flow of Data and Processing:**

The certificates of cause(s) of death certified by the doctors are scrutinized & coded as per ICD-10th Revision derived as per the National list prescribed / designed by the Registrar General, India and sent in the prescribed format directly from the institutions covered under the scheme of MCCD on regular basis to the Directorate.

### **Scope of the report**

The Rajasthan State government report on Medical Certification of Cause of Death – 2021 is based upon total 110916 (Males: 68946 and Females 41970) medically certified deaths (23.21 per cent of total registered deaths). As mentioned above, owing to different levels of efficiency of medical certification across the State, the number of deaths reported therein may lack the representative feature in the strict sense. However, it may be sufficient to throw some valuable insight into deaths by various cause groups.

## **2. Findings the introduction of leading cause of death:**

During the year 2021 the highest leading cause of deaths are following :

1. Diseases of Respiratory System (27.19%).
  2. Diseases of Circulatory System (16.20%)
  3. Codes For Special Purposes(12.03%).
  4. Symptoms, signs and abnormal clinical and laboratory findings (10.19%)
  5. Certain Conditions Originating in the perinatal Period (7.45%).
- Among the major cause group “Diseases of Respiratory System”, have been registered the highest deaths account 82.17% for the “Other diseases of Respiratory System”
  - ‘Diseases of Circulatory System’, is the second leading cause group, have been registered the highest number of deaths (54.42%) for Diseases of pulmonary circulation and other forms of heart disease.

- 'Codes For Special Purposes(U00-U99)' is the third leading cause group in which the total deaths have been for this group.
- The fourth leading cause group "Symptoms, signs and abnormal clinical and laboratory findings" in this group all deaths are for this group.
- The fifth leading cause group 'Certain Conditions Originating in the perinatal Period' in this group all deaths are for this group

### **3. Finding the introduction of death by the Age group wise:**

- Around 10.89% of reported medically certified deaths have been of the infants (age less than 1 year).
- About 68.32% of infant deaths have been reported to be caused by 'Certain conditions originating in the perinatal period' out of total infant deaths.
- Around 0.89% of reported medically certified deaths have been of the children aged '1-4.
- Among the children aged '1-4" Symptoms, signs and abnormal clinical and laboratory findings" have taken the highest toll of 17.94%.
- Around 1.67% of reported medically certified deaths have been of the children aged '5-14'.
- In the age group '5-14', major group 'Symptoms, signs and abnormal clinical and laboratory findings' is in the topmost position with the share of 21.14%.
- Around 4.69 % of reported medically certified deaths have been in the age group '15-24'.
- In the age-group of '15-24', major group, 'Injury, poisoning and certain other consequences of external causes' is the first among the leading causes contributing around 18.65%.
- Around 8.52% of reported medically certified deaths have been in the age group '25-34'.
- In the age-group of '25-34', major group, 'Diseases of Respiratory System' contribute around 21.48% of death under this age group.
- Around 11.26 % of reported medically certified deaths have been in the age group '35-44'.
- In the age-group '35-44', major leading cause is "Diseases of Respiratory System" having share of 28.72% .

- Around 15.38% of reported medically certified deaths have been in the age group '45-54'.
- For the age-groups of 45-54, the leading causes of death is 'Diseases of Respiratory System' having 32.05%.
- 18.59% of the total medically certified death comes under the age group '55-64'.
- In this age group 55-64 the first leading cause of death are 'Diseases of Respiratory System' (33.63%)..
- Around 9.02% of reported medically certified deaths have been in the age group '65-69. The leading cause of death is 'Diseases of Respiratory System' (33.90%).
- The age group 70 and above contributes the maximum incidence (18.83%) of total medically certified deaths. The leading causes of death are 'Diseases of Respiratory System' (33.23%).

#### **4. Finding the introduction of death by the Gender wise:**

- Out of total medically certified death, 62.16% are from males and 37.84% from female.
- There is significant difference between males and females for all age groups under medically certified deaths.
- The difference in percentage is significantly high in all age groups.
- For infant age less than one year, 54.38% of deaths are from male and 45.62% female.
- Around 56.61% of deaths are from male and 43.39% female in the age group 1-4,.
- 56.58% are male deaths and 43.42% are female deaths in the age group 5-14.
- 15-24 age group comprises 57.10 % male deaths and 42.90% female deaths.
- In the age group 25-34, 64.90% of deaths are from male and 35.10% female.
- Around 68.91% of deaths are from male and 31.09% female in the age group 35-44.

- In 45-54 age group, 65.21 % are male deaths and 34.79% are female deaths.
- 55-64 is the age group in which 62.05% are male deaths and 37.95% are female deaths.
- In the age group 65-69, male deaths are 62.45% and 37.55% are female deaths.
- In the age group 70 and above, 60.87% of deaths are from male and 39.13% female.

## 5. Comparison of MCCD and CRS Data:

The data on MCCD is presented as per the National List based on 10th revision of International Classification of Diseases (ICD-10), to facilitate meaningful comparison and drawing valid conclusions thereof. The report aims at summarizing the findings of the data reported on medically certified deaths for Rajasthan by age, sex and major cause-groups. The report on Medical Certification of Cause of Death – 2021 is based on 110916 (Males: 68946 and Females:41970) medically certified deaths. This represents 23.21 % of total registered deaths in the State during the year 2021

**Table 2.1 Number of deaths reported under CRS and MCCD**

Year	Registered Deaths under CRS	Institutional Death	MCCD	Percentage of total Deaths	Percentage of Inst. Deaths
2020	477151	101735	80326	16.83	78.96
2021	475730	130714	110916	23.31	84.85

Table 2.1 gives a comparison of death under Civil Registration System (CRS) and Medically Certified Death. It may be noted that in the year 2021, only 23.31% of total registered deaths in the state are medically certified, which was 16.83% in the year 2020.

The age wise cause of death total for twenty major classifications are also separately given **Appendix VIII.**

**Table 2.2 Age wise number of deaths reported under CRS and MCCD**



Age group	Registered Deaths under CRS	MCCD	Percentage of total Deaths
Less than 1	18283	12087	145.92
1-4	1914	998	52.14
5-14	4979	1854	37.23
15-24	16029	5212	32.51
25-34	28467	9460	33.23
35-44	37977	12497	32.90
45-54	59229	17059	28.80
55-64	89604	20624	23.01
65-69	61862	10237	16.54
70 & Above	157386	20888	12.47
Not specified	0	0	0
<b>Total</b>	<b>475730</b>	<b>110916</b>	<b>23.31</b>

### GROUPWISE TABLES (1-22) OF MCCD REPORT 2021

GROUP No.	NAME	MALE	FEMAL	TOTAL	%
1	CERTAIN INFECTIOUS AND PARASITIC DISEASES(A00-B99)	4538	2649	7187	6.48
2	NEOPLASMS(C00-D48)	1682	981	2663	2.40
3	DISEASE OF THE BLOOD AND BLOOD FORMING ORGANS AND CERTAIN DISORDERS INVOLVING THE IMMUNE MECHANISM(D50-D89)	424	329	753	0.68
4	ENDOCRINE,NUTRIONAL AND METABOLIC DISEASE(E00-E89)	957	691	1648	1.49
5	MENTAL AND BEHAVIOURAL DISORDERS (F01-F99)	246	84	330	0.30
6	DISEASES OF THE NERVOUS SYSTEM(G00-G98)	1048	628	1676	1.51
7	DISEASES OF THE EYE AND DNEXA(H00-H59)	74	43	117	0.11
8	DISEASES OF THE EAR AND MASTOID PROCESS (H60-H95)	34	17	51	0.05
9	DISEASES OF THE CIRCULATORY SYSTEM (I00-I99)	11403	6560	17963	16.20
10	DISESES OF THE RESPIRATORY SYSTEM (J00-J98)	18215	11948	30163	27.19
11	DISEASES OF THE DIGESTIVE SYSTEM (K00-K92)	2383	792	3175	2.86
12	DISEASES OF THE SKIN AND SUBCUTANEOUS TISSUE (L00-L98)	93	77	170	0.15
13	DISEASES OF THE MUSCULOSKELETAL SYSTEM AND CONNECTIVE TISSUE (M00-M99)	106	73	179	0.16
14	DISEASES OF THE GENITOURINARY SYSTEM (N00-N99)	1308	811	2119	1.91
15	PREGNANCY,CHILD BIRTH AND THE PUERPERIUM (O00-O99)	69	646	715	0.64
16	CERTAIN CONDITIONS ORIGINATING IN THE PERINATAL PERIOD (P00-P96)	4239	4022	8261	7.45
17	CONGENITAL MALFORMATIONS, DEFORMATIONS AND CHROMOSOMAL ABNORMALITIES (Q00-Q99)	465	263	728	0.66
18	SYMPTOMS, SIGNS AND ABNORMAL CLINICAL AND LABORATORY FINDINGS,NOT ELSEWHERE CLASSIFIED (R00-R99)	7286	4017	11303	10.19
19	INJURY, POSINING AND CERTAIN OTHER CONSEQUENCES OF EXTERNAL CAUSES (S00-T98)	3758	1412	5170	4.66
20	EXTERNAL CAUSES OF MORBIDITY AND MORTALITY (V01-Y89)	2232	694	2926	2.64
21	FACTORS INFLUENCING HEALTH STATUS AND CONTACT WITH HEALTH SERVICES (Z00-Z99)	187	89	276	0.25
22	CODES FOR SPECIAL PURPOSES (U00-U99)	8199	5144	13343	12.03
<b>Total</b>		<b>68946</b>	<b>41970</b>	<b>110916</b>	<b>100.00</b>

Medically Certified Deaths by Age and Sex According to National list of tenth revision of ICD during the year 2021													
AGE GROUPS													
CAUSE OF DEATH	GENDER	LESS THAN 1	1-4	5-14	15-24	25-34	35-44	45-54	55-64	65-69	70 AND ABOVE	NOT SPECIFIED	TOTAL
(i) CERTAIN INFECTIOUS AND PARASITIC DISEASES(A00-B99)	Male	400	89	148	311	503	601	739	736	371	640	0	4538
	Female	260	60	136	287	338	286	336	387	165	394	0	2649
	Total	660	149	284	598	841	887	1075	1123	536	1034	0	7187
(ii) NEOPLASMS(C00-D48)	Male	29	10	43	67	146	163	294	432	223	275	0	1682
	Female	13	18	29	36	72	158	210	188	125	132	0	981
	Total	42	28	72	103	218	321	504	620	348	407	0	2663
(iii) DISEASE OF THE BLOOD AND BLOOD FORMING ORGANS AND CERTAIN DISORDERS INVOLVING THE	Male	29	16	26	39	33	40	60	69	47	65	0	424
	Female	29	6	18	53	49	27	30	45	21	51	0	329
	Total	58	22	44	92	82	67	90	114	68	116	0	753
(iv) ENDOCRINE,NUTRITIONAL AND METABOLIC DISEASE(E00-E90)	Male	32	5	20	35	80	128	172	210	97	178	0	957
	Female	26	6	29	36	35	50	101	158	73	177	0	691
	Total	58	11	49	71	115	178	273	368	170	355	0	1648
(v) MENTAL AND BEHAVIOURAL DISORDERS (F01-F99)	Male	5	2	2	7	34	30	53	35	23	55	0	246
	Female	4	0	4	5	4	13	10	15	10	19	0	84
	Total	9	2	6	12	38	43	63	50	33	74	0	330
(vi) DISEASES OF THE NERVOUS SYSTEM(G00-G98)	Male	89	51	105	80	79	106	120	152	79	187	0	1048
	Female	73	41	65	51	45	42	64	79	48	120	0	628
	Total	162	92	170	131	124	148	184	231	127	307	0	1676
(vii) DISEASES OF THE EYE AND DNEXA(H00-H59)	Male	14	1	3	1	6	4	11	11	7	16	0	74
	Female	18	1	0	4	2	1	4	3	3	7	0	43
	Total	32	2	3	5	8	5	15	14	10	23	0	117
(viii) DISEASES OF THE EAR AND MASTOID PROCESS (H60-H95)	Male	6	0	0	1	2	3	5	4	5	8	0	34
	Female	7	1	0	0	0	0	1	4	1	3	0	17
	Total	13	1	0	1	2	3	6	8	6	11	0	51
(ix) DISEASES OF THE CIRCULATORY SYSTEM (I00-I99)	Male	172	65	97	310	748	1150	1910	2540	1335	3076	0	11403
	Female	89	39	70	273	441	456	921	1342	843	2086	0	6560
	Total	261	104	167	583	1189	1606	2831	3882	2178	5162	0	17963
(x) DISEASES OF THE RESPIRATORY SYSTEM (J00-J98)	Male	434	98	101	319	1229	2334	3296	4023	2139	4242	0	18215
	Female	260	68	101	346	803	1255	2172	2912	1332	2699	0	11948
	Total	694	166	202	665	2032	3589	5468	6935	3471	6941	0	30163
(xi) DISEASES OF THE DIGESTIVE SYSTEM (K00-K92)	Male	59	11	36	71	311	545	535	410	141	264	0	2383
	Female	28	13	39	77	88	90	113	144	60	140	0	792
	Total	87	24	75	148	399	635	648	554	201	404	0	3175
(xii) DISEASES OF THE SKIN AND SUBCUTANEOUS TISSUE (L00-L98)	Male	7	0	2	4	6	11	22	12	8	21	0	93
	Female	3	0	1	3	33	4	5	13	5	10	0	77
	Total	10	0	3	7	39	15	27	25	13	31	0	170

Medically Certified Deaths by Age and Sex According to National list of tenth revision of ICD during the year 2021													
AGE GROUPS													
CAUSE OF DEATH	GENDER	LESS THAN 1	1-4	5-14	15-24	25-34	35-44	45-54	55-64	65-69	70 AND ABOVE	NOT SPECIFIED	TOTAL
(xiii) DISEASES OF THE MUSCULOSKELETAL SYSTEM AND CONNECTIVE TISSUE (M00-M99)	Male	16	0	4	6	10	9	17	16	9	19	0	106
	Female	16	2	7	4	10	8	9	6	4	7	0	73
	Total	32	2	11	10	20	17	26	22	13	26	0	179
(xiv) DISEASES OF THE GENITOURINARY SYSTEM (N00-N99)	Male	35	9	31	77	112	182	208	259	111	284	0	1308
	Female	55	7	18	51	87	108	112	145	76	152	0	811
	Total	90	16	49	128	199	290	320	404	187	436	0	2119
(xv) PREGNANCY,CHILD BIRTH AND THE PUERPERIUM (O00-O99)	Male	69	0	0	0	0	0	0	0	0	0	0	69
	Female	74	0	1	151	228	88	42	55	4	3	0	646
	Total	143	0	1	151	228	88	42	55	4	3	0	715
(xvi) CERTAIN CONDITIONS ORIGINATING IN THE PERINATAL PERIOD (P00-P96)	Male	4239	0	0	0	0	0	0	0	0	0	0	4239
	Female	4019	0	0	0	0	0	3	0	0	0	0	4022
	Total	8258	0	0	0	0	0	3	0	0	0	0	8261
(xvii) CONGENITAL MALFORMATIONS, DEFORMATIONS AND CHROMOSOMAL ABNORMALITIES (Q00-Q99)	Male	364	15	18	6	6	6	11	17	8	14	0	465
	Female	205	7	10	6	5	5	4	11	3	7	0	263
	Total	569	22	28	12	11	11	15	28	11	21	0	728
(xviii) SYMTOMS, SIGNS AND ABNORMAL CLINICAL AND LABORATORY FINDINGS,NOT	Male	509	91	225	504	808	860	1124	1297	651	1217	0	7286
	Female	294	88	167	334	399	399	532	650	346	808	0	4017
	Total	803	179	392	838	1207	1259	1656	1947	997	2025	0	11303
(xix) INJURY, POSINING AND CERTAIN OTHER CONSEQUENCES OF EXTERNAL CAUSES (S00-T98)	Male	38	63	102	671	858	699	564	390	147	226	0	3758
	Female	17	46	65	301	229	203	175	175	63	138	0	1412
	Total	55	109	167	972	1087	902	739	565	210	364	0	5170
(xx) EXTERNAL CAUSES OF MORBIDITY AND MORTALITY (V01-Y98)	Male	6	33	71	378	591	467	328	198	62	98	0	2232
	Female	8	25	39	140	145	87	89	72	29	60	0	694
	Total	14	58	110	518	736	554	417	270	91	158	0	2926
(XXI )FACTORS INFLUENCING HEALTH STATUS AND CONTACT WITH HEALTH SERVICES (Z00-Z99)	Male	3	2	4	13	24	22	31	46	19	23	0	187
	Female	3	1	0	11	11	7	10	15	13	18	0	89
	Total	6	3	4	24	35	29	41	61	32	41	0	276
(XXII) CODES FOR SPECIAL PURPOSES (U00-U99)	Male	18	4	11	76	554	1252	1625	1941	911	1807	0	8199
	Female	13	4	6	67	296	598	991	1407	620	1142	0	5144
	Total	31	8	17	143	850	1850	2616	3348	1531	2949	0	13343
E 67 PROVISIONAL ASSIGNMENT OF NEW DISEASES OF UNCERTAIN ETIOLOGY (U00-U49)	Male	18	4	11	76	554	1252	1625	1941	911	1807	0	8199
	Female	13	4	6	67	296	598	991	1407	620	1142	0	5144
	Total	31	8	17	143	850	1850	2616	3348	1531	2949	0	13343
ALL CAUSES (MAJOR GROUP 1 TO20)	Male	6573	565	1049	2976	6140	8612	11125	12798	6393	12715	0	68946
	Female	5514	433	805	2236	3320	3885	5934	7826	3844	8173	0	41970
	Total	12087	998	1854	5212	9460	12497	17059	20624	10237	20888	0	110916

Medically Certified Deaths by Age and Sex According to National list of tenth revision of ICD during the year 2021													
CAUSE OF DEATH	GENDER	AGE GROUPS										NOT SPECIFIED	TOTAL
		LESS THAN 1	1-4	5-14	15-24	25-34	35-44	45-54	55-64	65-69	70 AND ABOVE		
(i) CERTAIN INFECTIOUS AND PARASITIC DISEASES(A00-B99)	Male	400	89	148	311	503	601	739	736	371	640	0	4538
	Female	260	60	136	287	338	286	336	387	165	394	0	2649
	Total	660	149	284	598	841	887	1075	1123	536	1034	0	7187
(1) INTERNAL INFECTIOUS DISEASES (A00-A09)	Male	12	1	2	4	7	8	15	15	16	23	0	103
	Female	8	4	7	5	5	3	20	17	5	14	0	88
	Total	20	5	9	9	12	11	35	32	21	37	0	191
1 CHOLERA (A00)	Male	0	0	0	0	0	0	2	1	0	1	0	4
	Female	0	0	0	0	0	0	2	1	0	1	0	4
	Total	0	0	0	0	0	0	4	2	0	2	0	8
2 TYPHOID FEVER AND PARATYPHOID FEVERS (A01)	Male	5	0	1	2	6	2	4	5	6	5	0	36
	Female	0	0	3	5	1	0	9	8	1	3	0	30
	Total	5	0	4	7	7	2	13	13	7	8	0	66
3 FOOD POSIONING (A02, A05)	Male	2	0	0	0	0	0	2	3	2	1	0	10
	Female	0	0	0	0	1	0	3	3	0	1	0	8
	Total	2	0	0	0	1	0	5	6	2	2	0	18
4 SHIGELLOSIS (A03)	Male	0	0	0	0	0	0	0	1	0	1	0	2
	Female	0	0	0	0	0	0	0	2	0	0	0	2
	Total	0	0	0	0	0	0	0	3	0	1	0	4
5 AMOEBIASIS (A06)	Male	1	1	0	0	0	3	0	4	1	2	0	12
	Female	2	0	0	0	2	0	1	0	2	1	0	8
	Total	3	1	0	0	2	3	1	4	3	3	0	20
6 DIARRHOEA AND GASTROENTERITIS OF PRESUMED INFECTIOUS ORIGIN (A09)	Male	3	0	1	1	1	1	4	1	1	4	0	17
	Female	6	4	3	0	0	2	3	3	2	4	0	27
	Total	9	4	4	1	1	3	7	4	3	8	0	44
7 OTHER INTESTINAL INFECTIOUS DISEASES (A04, A07-A08)	Male	1	0	0	1	0	2	3	0	6	9	0	22
	Female	0	0	1	0	1	1	2	0	0	4	0	9
	Total	1	0	1	1	1	3	5	0	6	13	0	31
(2) TUBERCULOSIS (A15-A19)	Male	34	24	26	99	208	247	301	270	120	146	0	1475
	Female	21	9	36	117	124	79	79	73	33	65	0	636
	Total	55	33	62	216	332	326	380	343	153	211	0	2111

Medically Certified Deaths by Age and Sex According to National list of tenth revision of ICD during the year 2021													
CAUSE OF DEATH	GENDER	AGE GROUPS										NOT SPECIFIED	TOTAL
		LESS THAN 1	1-4	5-14	15-24	25-34	35-44	45-54	55-64	65-69	70 AND ABOVE		
1 RESPIRATORY TUBERCULOSIS (A15-A16)	Male	23	8	11	78	172	217	275	245	110	130	0	1269
	Female	12	3	20	95	97	58	70	60	26	51	0	492
	Total	35	11	31	173	269	275	345	305	136	181	0	1761
2 TUBERCULOSIS OF NERVOUS SYSTEM (A17)	Male	9	15	13	14	26	18	14	11	6	9	0	135
	Female	5	5	11	16	17	14	7	8	3	5	0	91
	Total	14	20	24	30	43	32	21	19	9	14	0	226
3 TUBERCULOSIS OF OTHER ORGANS AND MILIARY TUBERCULOSIS (A18-A19)	Male	2	1	2	7	10	12	12	14	4	7	0	71
	Female	4	1	5	6	10	7	2	5	4	9	0	53
	Total	6	2	7	13	20	19	14	19	8	16	0	124
(3) OTHER BACTERIAL DISEASES (A20-A49)	Male	321	35	56	81	142	192	268	302	179	352	0	1928
	Female	213	30	44	84	107	103	140	181	94	259	0	1255
	Total	534	65	100	165	249	295	408	483	273	611	0	3183
1 PLAGUE (A20)	Male	0	0	0	0	0	0	0	0	0	0	0	0
	Female	0	0	0	0	0	0	0	0	0	0	0	0
	Total	0	0	0	0	0	0	0	0	0	0	0	0
2 LEPROSY (A30)	Male	2	0	0	0	0	0	5	0	2	2	0	11
	Female	0	0	0	0	0	0	0	0	0	1	0	1
	Total	2	0	0	0	0	0	5	0	2	3	0	12
3 NEONATAL TETANUS (A33)	Male	1	0	0	0	0	0	0	0	0	0	0	1
	Female	7	0	0	0	0	0	0	0	0	0	0	7
	Total	8	0	0	0	0	0	0	0	0	0	0	8
4 OTHER TETANUS (A34-A35)	Male	0	0	8	2	6	0	3	2	0	0	0	21
	Female	0	1	3	2	0	1	0	0	1	2	0	10
	Total	0	1	11	4	6	1	3	2	1	2	0	31
5 DIPHTHERIA (A36)	Male	2	3	9	0	0	0	0	1	0	0	0	15
	Female	1	0	2	0	1	0	1	0	0	0	0	5
	Total	3	3	11	0	1	0	1	1	0	0	0	20
6 WHOOPING COUGH (A37)	Male	0	0	0	0	0	0	0	0	1	0	0	1
	Female	0	0	0	0	0	0	0	0	0	0	0	0
	Total	0	0	0	0	0	0	0	0	1	0	0	1

Medically Certified Deaths by Age and Sex According to National list of tenth revision of ICD during the year 2021													
CAUSE OF DEATH	GENDER	AGE GROUPS											TOTAL
		LESS THAN 1	1-4	5-14	15-24	25-34	35-44	45-54	55-64	65-69	70 AND ABOVE	NOT SPECIFIED	
7 MENINGOCOCCAL INFECTION (A39)	Male	0	1	0	0	1	0	1	1	0	0	0	4
	Female	0	0	3	0	0	0	0	0	0	0	0	3
	Total	0	1	3	0	1	0	1	1	0	0	0	7
8 SEPTICEMIA (A40-A41)	Male	298	28	36	66	114	150	208	215	134	283	0	1532
	Female	187	25	36	73	94	77	99	132	73	197	0	993
	Total	485	53	72	139	208	227	307	347	207	480	0	2525
9 ALL OTHER TYPE OF BACTERIAL DISEASES (A21-A28, A31-A32, A38, A42-A49)	Male	18	3	3	13	21	42	51	83	42	67	0	343
	Female	18	4	0	9	12	25	40	49	20	59	0	236
	Total	36	7	3	22	33	67	91	132	62	126	0	579
(4) INFECTIONS WITH A PREDOMINANTLY SEXUAL MODE OF TRANSMISSION (A50-A64)	Male	0	2	0	0	0	3	2	3	3	2	0	15
	Female	1	0	0	1	2	3	2	5	0	4	0	18
	Total	1	2	0	1	2	6	4	8	3	6	0	33
1 SYPHILIS (A50-A53)	Male	0	2	0	0	0	1	1	0	2	1	0	7
	Female	1	0	0	0	2	1	0	3	0	0	0	7
	Total	1	2	0	0	2	2	1	3	2	1	0	14
2 OTHER TYPES OF INFECTIONS WITH A PREDOMINANTLY SEXUAL MODE OF TRANSMISSION (A54-A64)	Male	0	0	0	0	0	2	1	3	1	1	0	8
	Female	0	0	0	1	0	2	2	2	0	4	0	11
	Total	0	0	0	1	0	4	3	5	1	5	0	19
(5) VIRAL DISEASES (A70-A74 & A80-B34)	Male	20	22	54	107	106	89	84	79	31	68	0	660
	Female	13	11	39	62	68	58	47	64	16	32	0	410
	Total	33	33	93	169	174	147	131	143	47	100	0	1070
1 ACUTE POLIOMYELITIS (A80)	Male	3	2	2	1	1	0	1	1	0	1	0	12
	Female	2	0	0	0	0	0	1	3	0	0	0	6
	Total	5	2	2	1	1	0	2	4	0	1	0	18
2 RABIES (A82)	Male	0	0	1	1	4	1	0	1	0	0	0	8
	Female	0	0	0	0	1	1	0	0	0	0	0	2
	Total	0	0	1	1	5	2	0	1	0	0	0	10
3 JAPANESE ENCEPHALITIS (A83.0)	Male	0	1	1	0	0	0	0	0	0	0	0	2
	Female	0	0	1	0	0	0	0	0	0	0	0	1
	Total	0	1	2	0	0	0	0	0	0	0	0	3

Medically Certified Deaths by Age and Sex According to National list of tenth revision of ICD during the year 2021													
CAUSE OF DEATH	GENDER	AGE GROUPS											TOTAL
		LESS THAN 1	1-4	5-14	15-24	25-34	35-44	45-54	55-64	65-69	70 AND ABOVE	NOT SPECIFIED	
4 OTHER VIRAL ENCEPHALITIS (A83.1-A83.9, A84-A86)	Male	4	6	7	9	2	2	3	3	1	1	0	38
	Female	5	2	10	2	7	1	1	2	0	0	0	30
	Total	9	8	17	11	9	3	4	5	1	1	0	68
5 DENGUE FEVER (A90)	Male	4	10	21	64	54	28	26	28	8	13	0	256
	Female	3	2	12	35	35	30	20	22	5	10	0	174
	Total	7	12	33	99	89	58	46	50	13	23	0	430
6 OTHER ARTHROPOD-BORNE VIRAL FEVERS AND VIRAL HAEMORRHAGIC FEVERS (A91-A94, A96-A99)	Male	7	2	15	20	21	17	20	21	6	27	0	156
	Female	1	2	11	18	9	8	9	12	7	6	0	83
	Total	0	0	0	0	0	0	0	0	13	0	0	13
7 SMALLPOX (B03)	Male	0	0	0	0	0	0	0	0	0	0	0	0
	Female	0	0	0	0	0	0	0	0	0	0	0	0
	Total	0	0	0	0	0	0	0	0	0	0	0	0
8 MEASLES (B05)	Male	0	0	0	0	0	0	0	0	0	0	0	0
	Female	0	0	0	0	0	0	1	0	0	0	0	1
	Total	0	0	0	0	0	0	1	0	0	0	0	1
9 ACUTE HEPATITIS B (B16)	Male	0	0	0	0	0	0	0	1	0	0	0	1
	Female	0	0	0	0	1	0	0	1	0	0	0	2
	Total	0	0	0	0	1	0	0	2	0	0	0	3
10 OTHER VIRAL HEPATITIS (B15, B17-B19)	Male	0	0	2	5	5	10	9	2	3	8	0	44
	Female	0	0	3	1	5	3	3	7	1	3	0	26
	Total	0	0	5	6	10	13	12	9	4	11	0	70
11 HUMAN IMMUNODEFICIENCY VIRUS (HIV) DISEASE (B20-B24)	Male	0	0	2	3	12	21	16	7	2	2	0	65
	Female	0	0	0	4	6	8	4	6	1	0	0	29
	Total	0	0	2	7	18	29	20	13	3	2	0	94
12 ALL OTHER TYPES OF VIRAL DISEASES (A70-A74, A81, A87-A89, A95, B00-B02, B06-B09 & B25-B34)	Male	2	1	3	4	7	10	9	15	11	16	0	78
	Female	2	5	2	2	4	7	8	11	2	13	0	56
	Total	4	6	5	6	11	17	17	26	13	29	0	134
(6) PROTOZOAL DISEASES (B50-B64)	Male	1	3	4	9	16	16	15	10	3	8	0	85
	Female	3	2	5	5	8	12	12	11	4	4	0	66
	Total	4	5	9	14	24	28	27	21	7	12	0	151



Medically Certified Deaths by Age and Sex According to National list of tenth revision of ICD during the year 2021													
CAUSE OF DEATH	GENDER	AGE GROUPS										NOT SPECIFIED	TOTAL
		LESS THAN 1	1-4	5-14	15-24	25-34	35-44	45-54	55-64	65-69	70 AND ABOVE		
1 MALARIA (B50-B54)	Male	1	3	4	8	13	16	14	10	2	8	0	79
	Female	2	1	5	5	8	12	12	11	4	2	0	62
	Total	3	4	9	13	21	28	26	21	6	10	0	141
2 ALL OTHER TYPES OF PROTOZOAL DISEASES (B55-B64)	Male	0	0	0	1	3	0	1	0	1	0	0	6
	Female	1	1	0	0	0	0	0	0	0	2	0	4
	Total	1	1	0	1	3	0	1	0	1	2	0	10
(7) OTHER CERTAIN INFECTIOUS AND PARASITIC DISEASES AND LATE EFFECTS OF INFECTIOUS AND PARASITIC DISEASES (A65-A69 & A75-A79, B35-B49, B65-B94 & B99)	Male	12	2	6	11	24	46	54	57	19	41	0	272
	Female	1	4	5	13	24	28	36	36	13	16	0	176
	Total	13	6	11	24	48	74	90	93	32	57	0	448
1 FILARIASIS (B74)	Male	0	0	0	0	0	0	0	0	0	0	0	0
	Female	0	0	0	0	0	0	0	0	0	0	0	0
	Total	0	0	0	0	0	0	0	0	0	0	0	0
2 OTHER HELMINTHIASIS (B65-B73, B75, B77-B83)	Male	0	0	0	0	1	1	0	2	2	0	0	6
	Female	0	0	0	0	0	0	0	1	2	0	0	3
	Total	0	0	0	0	1	1	0	3	4	0	0	9
3 OTHER SPIROCHAETAL DISEASES AND RICKETTSIOSES (A65-A69 & A75-A79)	Male	0	0	3	4	8	14	14	10	4	11	0	68
	Female	0	0	4	12	16	17	14	12	2	7	0	84
	Total	0	0	7	16	24	31	28	22	6	18	0	152
4 ALL OTHER INFECTIOUS AND PARASITIC DISEASES AND LATE EFFECTS OF INFECTIOUS AND PARASITIC DISEASES (B35-B49, B65, B76, B85-B94 & B99)	Male	12	2	3	7	15	31	40	45	13	30	0	198
	Female	1	4	1	1	8	11	22	23	9	9	0	89
	Total	13	6	4	8	23	42	62	68	22	39	0	287
(ii) NEOPLASMS(C00-D48)	Male	29	10	43	67	146	163	294	432	223	275	0	1682
	Female	13	18	29	36	72	158	210	188	125	132	0	981
	Total	42	28	72	103	218	321	504	620	348	407	0	2663
(8) MALIGNANT NEOPLASMS OF LIP, ORAL CAVITY AND PHARYNX (C00-C14)	Male	4	0	1	5	23	39	54	55	27	22	0	230
	Female	4	0	0	2	5	9	7	13	7	15	0	62
	Total	8	0	1	7	28	48	61	68	34	37	0	292
1 MALIGNANT NEOPLASMS OF LIP, ORAL CAVITY AND PHARYNX (C00-C14)	Male	4	0	1	5	23	39	54	55	27	22	0	230
	Female	4	0	0	2	5	9	7	13	7	15	0	62
	Total	8	0	1	7	28	48	61	68	34	37	0	292

Medically Certified Deaths by Age and Sex According to National list of tenth revision of ICD during the year 2021													
CAUSE OF DEATH	GENDER	AGE GROUPS											TOTAL
		LESS THAN 1	1-4	5-14	15-24	25-34	35-44	45-54	55-64	65-69	70 AND ABOVE	NOT SPECIFIED	
(9) MALIGNANT NEOPLASMA OF DIGESTIVE ORGANS (C15-C26)	Male	1	0	3	0	13	18	38	58	26	36	0	193
	Female	1	0	1	3	5	15	30	37	31	33	0	156
	Total	2	0	4	3	18	33	68	95	57	69	0	349
1 MALIGNANT NEOPLASMS OF OESOPHAGUS (C15)	Male	0	0	0	0	2	2	6	11	10	9	0	40
	Female	0	0	0	1	2	3	3	4	4	5	0	22
	Total	0	0	0	1	4	5	9	15	14	14	0	62
2 MALIGNANT NEOPLASM OF STOMACH (C16)	Male	0	0	0	0	1	1	5	5	2	1	0	15
	Female	0	0	1	0	0	1	4	2	1	2	0	11
	Total	0	0	1	0	1	2	9	7	3	3	0	26
3 MALIGNANT NEOPLASM OF SMALL INTESTINE INCLUDING DUODENUM (C17)	Male	0	0	0	0	0	0	2	0	0	0	0	2
	Female	0	0	0	0	0	0	0	0	1	0	0	1
	Total	0	0	0	0	2	0	2	3	1	0	0	8
4 ALIGNANT NEOPLASM OF COLON (C18)	Male	1	0	0	0	1	2	5	6	4	4	0	23
	Female	0	0	0	0	1	2	1	3	4	7	0	18
	Total	1	0	0	0	2	4	6	9	8	11	0	41
5 MALIGNANT NEOPLASM OF RECTOSIGMOID JUNCTION, RECTUM, ANUS AND CANAL (C19-C21)	Male	0	0	2	0	2	2	1	3	1	4	0	15
	Female	0	0	0	0	0	2	1	2	2	4	0	11
	Total	0	0	2	0	2	4	2	5	3	8	0	26
6 MALIGNANT NEOPLASM OF LIVER AND INTRAHEPATIC BILE DUCTS (C22)	Male	0	0	0	0	2	3	7	12	2	2	0	28
	Female	1	0	0	2	2	1	7	6	9	2	0	30
	Total	1	0	0	2	4	4	14	18	11	4	0	58
7 MALIGNANT NEOPLASM OF PANCREAS (C25)	Male	0	0	0	0	2	0	3	5	1	5	0	16
	Female	0	0	0	0	0	0	4	3	1	1	0	9
	Total	0	0	0	0	2	0	7	8	2	6	0	25
8 OTHER MALIGNANT NEOPLASMS OF DIGESTIVE ORGANS (C23-C24, C26)	Male	0	0	1	0	3	8	9	16	6	11	0	54
	Female	0	0	0	0	0	6	10	17	9	12	0	54
	Total	0	0	1	0	3	14	19	33	15	23	0	108
(10) MALIGNANT NEOPLASMS OF RESPIRATORY AND INTRATHORACIC ORGANS (C30-C39)	Male	1	0	2	5	13	17	70	127	83	79	0	397
	Female	0	0	0	0	4	14	19	17	10	10	0	74
	Total	1	0	2	5	17	31	89	144	93	89	0	471

Medically Certified Deaths by Age and Sex According to National list of tenth revision of ICD during the year 2021													
CAUSE OF DEATH	GENDER	AGE GROUPS											TOTAL
		LESS THAN 1	1-4	5-14	15-24	25-34	35-44	45-54	55-64	65-69	70 AND ABOVE	NOT SPECIFIED	
1 MALIGNANT NEOPLASM OF LARYNX (C32)	Male	0	0	0	1	0	3	9	12	12	5	0	42
	Female	0	0	0	0	0	1	3	0	1	0	0	5
	Total	0	0	0	1	0	4	12	12	13	5	0	47
2 MALIGNANT NEOPLASM OF TRACHES, BRONCHUS AND LUNG (C33-C34)	Male	0	0	1	3	12	14	60	112	68	70	0	340
	Female	0	0	0	0	4	13	14	16	9	10	0	66
	Total	0	0	1	3	16	27	74	128	77	80	0	406
3 OTHER MALIGNANT NEOPLASM OF RESPIRATORY AND INTRATHORACIC ORGANS (C30-C31, C37-C39)	Male	1	0	1	1	1	0	1	3	3	4	0	15
	Female	0	0	0	0	0	0	2	1	0	0	0	3
	Total	1	0	1	1	1	0	3	4	3	4	0	18
(11) MALIGNANT NEOPLASMS OF BONE,MESOTHELIAL AND SOFT TISSUE,SKIN AND BREAST (C40-C50)	Male	0	1	2	5	5	14	15	14	6	11	0	73
	Female	0	1	1	3	13	38	38	19	13	7	0	133
	Total	0	2	3	8	18	52	53	33	19	18	0	206
1 MALIGNANT NEOPLASM OF BONE AND ARTICULAR CARTILAGE (C40-C41)	Male	0	0	1	3	2	4	2	3	0	1	0	16
	Female	0	0	0	3	1	2	4	0	0	0	0	10
	Total	0	0	1	6	3	6	6	3	0	1	0	26
2 MALIGNANT MELANOMS OF SKIN (C43)	Male	0	0	0	1	0	3	5	4	3	4	0	20
	Female	0	0	0	0	1	2	3	1	2	1	0	10
	Total	0	0	0	1	1	5	8	5	5	5	0	30
3 OTHER MALIGNANT NEOPLASMS OF SKIN (C44)	Male	0	0	0	0	1	2	3	4	1	3	0	14
	Female	0	0	0	0	1	0	0	0	0	0	0	1
	Total	0	0	0	0	2	2	3	4	1	3	0	15
4 MALIGNANT NEOPLASMS OF MESOTHELIAL AND SOFT TISSUE (C45-C49)	Male	0	1	1	1	2	5	5	3	2	3	0	23
	Female	0	1	1	0	0	2	1	1	0	2	0	8
	Total	0	2	2	1	2	7	6	4	2	5	0	31
5 MALIGNANT NEOPLASM OF BREAST (C50)	Male	0	0	0	0	0	0	0	0	0	0	0	0
	Female	0	0	0	0	10	32	30	17	11	4	0	104
	Total	0	0	0	0	10	32	30	17	11	4	0	104
(12) MALIGNANT NEOPLASMS OF GENITOURINARY ORGANS (C51-C68)	Male	0	0	1	1	8	12	14	40	18	34	0	128
	Female	0	0	0	4	15	34	47	36	32	17	0	185
	Total	0	0	1	5	23	46	61	76	50	51	0	274

Medically Certified Deaths by Age and Sex According to National list of tenth revision of ICD during the year 2021													
CAUSE OF DEATH	GENDER	AGE GROUPS											TOTAL
		LESS THAN 1	1-4	5-14	15-24	25-34	35-44	45-54	55-64	65-69	70 AND ABOVE	NOT SPECIFIED	
1 MALIGNANT NEOPLASM OF CERVIX UTERI (C53)	Male	0	0	0	0	0	0	0	0	0	0	0	0
	Female	0	0	0	0	4	15	11	8	3	4	0	45
	Total	0	0	0	0	4	15	11	8	3	4	0	45
2 MALIGNANT NEOPLASM OF OTHER AND UNSPECIFIED PARTS OF UTERUS (C54-C55)	Male	0	0	0	0	0	0	0	0	0	0	0	0
	Female	0	0	0	1	0	1	3	2	4	3	0	14
	Total	0	0	0	1	0	1	3	2	4	3	0	14
3 MALIGNANT NEOPLASM OF OVARY (C56)	Male	0	0	0	0	0	0	0	0	0	0	0	0
	Female	0	0	0	1	6	10	21	17	18	5	0	78
	Total	0	0	0	1	6	10	21	17	18	5	0	78
4 MALIGNANT NEOPLASM OF PLACENTA (C58)	Male	0	0	0	0	0	0	0	0	0	0	0	0
	Female	0	0	0	0	1	1	1	1	0	0	0	4
	Total	0	0	0	0	1	1	1	1	0	0	0	4
5 OTHER MALIGNANT NEOPLASMS OF FEMALE GENITAL ORGANS (C51-C52, C57)	Male	0	0	0	0	0	0	0	0	0	0	0	0
	Female	0	0	0	1	2	1	0	2	2	0	0	8
	Total	0	0	0	1	2	1	0	2	2	0	0	8
6 MALIGNANT NEOPLASM OF PROSTATE (C61)	Male	0	0	0	0	2	1	1	10	4	21	0	39
	Female	0	0	0	0	0	0	0	0	0	0	0	0
	Total	0	0	0	0	0	0	0	0	0	0	0	0
7 OTHER MALIGNANT NEOPLASMS OF MALE GENITAL ORGANS (C60, C62-C63)	Male	0	0	0	1	1	5	2	2	2	1	0	14
	Female	0	0	0	0	0	0	0	0	0	0	0	0
	Total	0	0	0	1	1	5	2	2	2	1	0	14
8 MALIGNANT NEOPLASM OF BLADDER (C67)	Male	0	0	0	0	2	3	7	17	5	9	0	43
	Female	0	0	0	0	0	2	6	4	3	4	0	19
	Total	0	0	0	0	2	5	13	21	8	13	0	62
9 OTHER MALIGNANT NEOPLASMS OF URINARY TRACT (C64-C66, C68)	Male	0	0	1	0	3	3	4	11	7	3	0	32
	Female	0	0	0	1	2	4	5	2	2	1	0	17
	Total	0	0	1	1	5	7	9	13	9	4	0	49
(13) MALIGNANT NEOPLASMS OF EYE,BRAIN AND OTHER PARTS OF CENTRAL NERVOUS SYSTEM (C69-C72)	Male	0	0	1	5	4	5	11	10	5	11	0	52
	Female	0	4	6	0	3	6	5	4	4	1	0	33
	Total	0	4	7	5	7	11	16	14	9	12	0	85

Medically Certified Deaths by Age and Sex According to National list of tenth revision of ICD during the year 2021													
CAUSE OF DEATH	GENDER	AGE GROUPS										NOT SPECIFIED	TOTAL
		LESS THAN 1	1-4	5-14	15-24	25-34	35-44	45-54	55-64	65-69	70 AND ABOVE		
1 MALIGNANT NEOPLASM OF EYE AND ADNEXA (C69)	Male	0	0	0	0	0	0	0	0	0	0	0	0
	Female	0	2	0	0	0	0	0	0	0	0	0	2
	Total	0	2	0	0	0	0	0	0	0	0	0	2
2 MALIGNANT NEOPLASM OF MENINGES, BRAIN AND OTHER PARTS OF CENTRAL NERVOUS SYSTEM (C70-C72)	Male	0	0	1	5	4	5	11	10	5	11	0	52
	Female	0	2	6	0	3	6	5	4	4	1	0	31
	Total	0	2	7	5	7	11	16	14	9	12	0	83
(14) MALIGNANT NEOPLASMS OF OTHER AND UNSPECIFIED SITES (C73-C80 & C97)	Male	2	0	2	3	11	10	19	39	16	23	0	125
	Female	0	2	0	4	3	7	12	15	9	9	0	61
	Total	2	2	2	7	14	17	31	54	25	32	0	186
1 MALIGNANT NEOPLASM OF OTHER, ILL DEFINED, SECONDARY, UNSPECIFIED AND MULTIPLE SITES (C73-C80 & C97)	Male	2	0	2	3	11	10	19	39	16	23	0	125
	Female	0	2	0	4	3	7	12	15	9	9	0	61
	Total	2	2	2	7	14	17	31	54	25	32	0	186
(15) MALIGNANT NEOPLASMS OF LYMPHOID, HAEMATOPOIETIC AND RELATED TISSUE (C81-C96)	Male	6	5	30	32	50	29	42	54	27	28	0	303
	Female	1	5	18	14	17	24	26	25	13	11	0	154
	Total	7	10	48	46	67	53	68	79	40	39	0	457
1 HODGKINS DISEASE (C81)	Male	0	0	1	0	2	0	3	1	0	0	0	7
	Female	0	0	0	0	0	0	0	0	0	1	0	1
	Total	0	0	1	0	2	0	3	1	0	1	0	8
2 NON-HODGKINS LYMPHOMA (C82-C85)	Male	1	0	6	2	7	4	8	15	4	9	0	56
	Female	1	0	1	2	1	1	3	4	2	1	0	16
	Total	2	0	7	4	8	5	11	19	6	10	0	72
3 MULTIPLE MYELOMA AND MALIGNANT PLASMA CELL NEOPLASMS (C90)	Male	0	0	0	0	5	2	5	10	4	4	0	30
	Female	0	0	0	0	2	1	7	9	4	1	0	24
	Total	0	0	0	0	7	3	12	19	8	5	0	54
4 LEUKAEMIA (C91-C95)	Male	5	5	23	29	36	23	26	28	18	13	0	206
	Female	0	4	16	12	14	21	14	11	7	8	0	107
	Total	5	9	39	41	50	44	40	39	25	21	0	313
5 OTHER MALIGNANT NEOPLASMS OF LYMPHOID, HAEMATOPOIETIC AND RELATED TISSUE (C88 & C96)	Male	0	0	0	1	0	0	0	0	1	2	0	4
	Female	0	1	1	0	0	1	2	1	0	0	0	6
	Total	0	1	1	1	0	1	2	1	1	2	0	10

Medically Certified Deaths by Age and Sex According to National list of tenth revision of ICD during the year 2021													
CAUSE OF DEATH	GENDER	AGE GROUPS										NOT SPECIFIED	TOTAL
		LESS THAN 1	1-4	5-14	15-24	25-34	35-44	45-54	55-64	65-69	70 AND ABOVE		
(16) CARCINOMA IN SITU (D00-D09)	Male	4	0	1	2	4	4	13	11	4	18	0	61
	Female	3	2	1	1	3	5	7	12	3	9	0	46
	Total	7	2	2	3	7	9	20	23	7	27	0	107
1 CARCINOMA IN SITU (D00-D09)	Male	4	0	1	2	4	4	13	11	4	18	0	61
	Female	3	2	1	1	3	5	7	12	3	9	0	46
	Total	7	2	2	3	7	9	20	23	7	27	0	107
(17) BENIGN NEOPLASMS (D10-D36)	Male	7	4	0	5	7	8	13	15	7	8	0	74
	Female	4	2	1	3	3	3	13	6	3	13	0	51
	Total	11	6	1	8	10	11	26	21	10	21	0	125
1 LEIOMYOMA OF UTERUS (D25)	Male	0	0	0	0	0	0	0	0	0	0	0	0
	Female	0	0	0	0	0	1	0	0	0	0	0	1
	Total	0	0	0	0	0	1	0	0	0	0	0	1
2 ALL OTHER BENIGN NEOPLASMS (D10-D24, D26-D36)	Male	7	4	0	5	7	8	13	15	7	8	0	74
	Female	4	2	1	3	3	2	13	6	3	13	0	50
	Total	11	6	1	8	10	10	26	21	10	21	0	124
(18) OTHER AND UNSPECIFIED NEOPLASM (D37-D48)	Male	4	0	0	4	8	7	5	9	4	5	0	46
	Female	0	2	1	2	1	3	6	4	0	7	0	26
	Total	4	2	1	6	9	10	11	13	4	12	0	72
1 OTHER AND UNSPECIFIED NEOPLASM (D37-D48)	Male	4	0	0	4	8	7	5	9	4	5	0	46
	Female	0	2	1	2	1	3	6	4	0	7	0	26
	Total	4	2	1	6	9	10	11	13	4	12	0	72
(iii) DISEASE OF THE BLOOD AND BLOOD FORMING ORGANS AND CERTAIN DISORDERS INVOLVING THE IMMUNE MECHANISM(D50-D89)	Male	29	16	26	39	33	40	60	69	47	65	0	424
	Female	29	6	18	53	49	27	30	45	21	51	0	329
	Total	58	22	44	92	82	67	90	114	68	116	0	753
(19) DISEASES OF THE BLOOD AND BLOOD FORMING ORGANS AND CERTAIN DISORDERS INVOLVING THE IMMUNE MECHANISM (D50-D89)	Male	29	16	26	39	33	40	60	69	47	65	0	424
	Female	29	6	18	53	49	27	30	45	21	51	0	329
	Total	58	22	44	92	82	67	90	114	68	116	0	753
1 THALASSAEMIA (D56)	Male	0	0	5	3	2	1	1	1	1	0	0	14
	Female	0	1	1	2	2	0	0	1	0	1	0	8
	Total	0	1	6	5	4	1	1	2	1	1	0	22

Medically Certified Deaths by Age and Sex According to National list of tenth revision of ICD during the year 2021													
CAUSE OF DEATH	GENDER	AGE GROUPS										NOT SPECIFIED	TOTAL
		LESS THAN 1	1-4	5-14	15-24	25-34	35-44	45-54	55-64	65-69	70 AND ABOVE		
2 OTHER ANAEMIAS (D50-D55, D57-D64)	Male	18	9	9	20	15	21	31	37	20	33	0	213
	Female	18	5	10	37	38	19	20	25	13	28	0	213
	Total	36	14	19	57	53	40	51	62	33	61	0	426
3 ALL OTHER DISEASES OF BLOOD AND BLOOD FORMING ORGANS (D65-D77)	Male	11	6	12	15	16	17	25	26	22	26	0	176
	Female	7	0	6	13	9	8	10	18	6	22	0	99
	Total	18	6	18	28	25	25	35	44	28	48	0	275
4 CERTAIN DISORDERS INVOLVING THE IMMUNE MECHANISM (D80-D89)	Male	0	1	0	1	0	1	3	5	4	6	0	21
	Female	4	0	1	1	0	0	0	1	2	0	0	9
	Total	4	1	1	2	0	1	3	6	6	6	0	30
(iv) ENDOCRINE, NUTRITIONAL AND METABOLIC DISEASE (E00-E90)	Male	32	5	20	35	80	128	172	210	97	178	0	957
	Female	26	6	29	36	35	50	101	158	73	177	0	691
	Total	58	11	49	71	115	178	273	368	170	355	0	1648
(20) MALNUTRITION (E40-E46)	Male	2	0	0	0	0	2	3	7	0	2	0	16
	Female	2	1	0	0	0	0	2	1	1	0	0	7
	Total	4	1	0	0	0	2	5	8	1	2	0	23
1 KWASHIORKOR (E40)	Male	0	0	0	0	0	1	2	2	0	0	0	5
	Female	0	0	0	0	0	0	0	0	1	0	0	1
	Total	0	0	0	0	0	0	0	0	0	0	0	0
2 NUTRITIONAL MARASMUS (E41)	Male	0	0	0	0	0	0	0	1	0	1	0	2
	Female	0	0	0	0	0	0	0	0	0	0	0	0
	Total	0	0	0	0	0	0	0	0	0	0	0	0
3 OTHER PROTEIN-ENERGY MALNUTRITION (E42-E46)	Male	2	0	0	0	0	1	1	4	0	1	0	9
	Female	2	1	0	0	0	0	2	1	0	0	0	6
	Total	4	1	0	0	0	1	3	5	0	1	0	15
(21) ENDOCRINE, OTHER NUTRITIONAL AND METABOLIC DISEASES (E00-E34 & E50-E89)	Male	30	5	20	35	80	126	169	203	97	176	0	941
	Female	24	5	29	36	35	50	99	157	72	177	0	684
	Total	54	10	49	71	115	176	268	360	169	353	0	1625
1 DISORDERS OF THYROID GLAND (E00-E07)	Male	4	0	0	2	6	3	6	6	2	7	0	36
	Female	2	0	1	5	0	3	3	4	4	6	0	28
	Total	6	0	1	7	6	6	9	10	6	13	0	64

Medically Certified Deaths by Age and Sex According to National list of tenth revision of ICD during the year 2021													
CAUSE OF DEATH	GENDER	AGE GROUPS										NOT SPECIFIED	TOTAL
		LESS THAN 1	1-4	5-14	15-24	25-34	35-44	45-54	55-64	65-69	70 AND ABOVE		
2 DIABETCS MELLITUS (E10-E14)	Male	1	4	15	21	36	58	83	107	56	87	0	468
	Female	2	1	26	17	11	20	54	88	43	86	0	348
	Total	3	5	41	38	47	78	137	195	99	173	0	816
3 ALL OTHER NUTRITIONAL DEFICIENCIES (E50-E64)	Male	2	0	0	1	1	3	2	2	2	3	0	16
	Female	2	0	0	1	2	1	2	3	1	6	0	18
	Total	4	0	0	2	3	4	4	5	3	9	0	34
4 ALL OTHER ENDOCRINE AND METRABOLIC DISEASES (E15-E34, E35 , E65-E89 & E90)	Male	23	1	5	11	37	62	78	88	37	79	0	421
	Female	18	4	2	13	22	26	40	62	24	79	0	290
	Total	41	5	7	24	59	88	118	150	61	158	0	711
(v) MENTAL AND BEHAVIOURAL DISORDERS (F01-F99)	Male	5	2	2	7	34	30	53	35	23	55	0	246
	Female	4	0	4	5	4	13	10	15	10	19	0	84
	Total	9	2	6	12	38	43	63	50	33	74	0	330
(22) MENTAL AND BEHAVIOURAL DISORDERS (F01-F99)	Male	5	2	2	7	34	30	53	35	23	55	0	246
	Female	4	0	4	5	4	13	10	15	10	19	0	84
	Total	9	2	6	12	38	43	63	50	33	74	0	330
1 MENTAL AND BEHAVIOURAL DISORDERS DUE TO PSYCHOACTIVE SUBSTANCE USE (F10-F19)	Male	0	0	1	2	16	12	22	10	8	21	0	92
	Female	1	0	2	0	0	1	2	2	3	5	0	16
	Total	1	0	3	2	16	13	24	12	11	26	0	108
2 SCHIZOPHRENIA, SCHIZOTYPAL AND DELUSIONAL DISORDERS (F20-F29)	Male	2	0	0	1	1	1	7	3	1	3	0	19
	Female	2	0	0	0	1	2	3	5	2	4	0	19
	Total	4	0	0	1	2	3	10	8	3	7	0	38
3 ALL OTHER MENTAL AND BEHAVIOURAL DISORDERS (F01-F09, F30-F99)	Male	3	2	1	4	17	17	24	22	14	31	0	135
	Female	1	0	2	5	3	10	5	8	5	10	0	49
	Total	4	2	3	9	20	27	29	30	19	41	0	184
(vi) DISEASES OF THE NERVOUS SYSTEM(G00-G98)	Male	89	51	105	80	79	106	120	152	79	187	0	1048
	Female	73	41	65	51	45	42	64	79	48	120	0	628
	Total	162	92	170	131	124	148	184	231	127	307	0	1676
(23) INFLAMMATORY DISEASES OF THE CENTRAL NERVOUS SYSTEM (G00-G09)	Male	40	29	59	24	17	11	16	16	5	24	0	241
	Female	39	26	35	22	10	9	8	6	5	18	0	178
	Total	79	55	94	46	27	20	24	22	10	42	0	419



Medically Certified Deaths by Age and Sex According to National list of tenth revision of ICD during the year 2021													
CAUSE OF DEATH	GENDER	AGE GROUPS											TOTAL
		LESS THAN 1	1-4	5-14	15-24	25-34	35-44	45-54	55-64	65-69	70 AND ABOVE	NOT SPECIFIED	
1 MENINGITIS (G00 & G03)	Male	15	5	2	5	6	5	6	5	2	10	0	61
	Female	20	2	4	10	4	5	4	4	3	12	0	68
	Total	35	7	6	15	10	10	10	9	5	22	0	129
2 ENCEPHALITIS ,MYCLITIS AND ENCEPHALOMYCLITIS (G04)	Male	24	23	57	17	9	5	4	5	1	8	0	153
	Female	19	24	29	12	6	4	3	1	1	5	0	104
	Total	43	47	86	29	15	9	7	6	2	13	0	257
3 OTHER INFLAMMATORY DISEASES OF THE CENTRAL NERVOUS SYSTEM (G06, G08-G09)	Male	1	1	0	2	2	1	6	6	2	6	0	27
	Female	0	0	2	0	0	0	1	1	1	1	0	6
	Total	1	1	2	2	2	1	7	7	3	7	0	33
(24) OTHER DISEASES OF THE NERVOUS SYSTEM (G10-G98)	Male	49	22	46	56	62	95	104	136	74	163	0	807
	Female	34	15	30	29	35	33	56	73	43	102	0	450
	Total	83	37	76	85	97	128	160	209	117	265	0	1257
1 ALZHEIMERS DISEASES (G30)	Male	0	0	0	0	0	0	1	2	0	0	0	3
	Female	0	0	0	0	0	0	0	0	0	0	0	0
	Total	0	0	0	0	0	0	1	2	0	0	0	3
2 EPILEPSY (G40-G41)	Male	5	6	10	8	17	13	11	15	6	15	0	106
	Female	5	4	3	8	9	5	12	10	4	8	0	68
	Total	10	10	13	16	26	18	23	25	10	23	0	174
3 ALL OTHER DISEASES OF THE NERVOUS SYSTEM (G10-G25, G31, G35-G37, G43-G98)	Male	44	16	36	48	45	82	92	119	68	148	0	698
	Female	29	11	27	21	26	28	44	63	39	94	0	382
	Total	73	27	63	69	71	110	136	182	107	242	0	1080
(vii) DISEASES OF THE EYE AND DNEXA(H00-H59)	Male	14	1	3	1	6	4	11	11	7	16	0	74
	Female	18	1	0	4	2	1	4	3	3	7	0	43
	Total	32	2	3	5	8	5	15	14	10	23	0	117
(25) DISEASE OF THE EYE AND ADNEXA (H00-H59)	Male	14	1	3	1	6	4	11	11	7	16	0	74
	Female	18	1	0	4	2	1	4	3	3	7	0	43
	Total	32	2	3	5	8	5	15	14	10	23	0	117
1 DISEASES OF THE EYE AND ADNEXA (H00-H59)	Male	14	1	3	1	6	4	11	11	7	16	0	74
	Female	18	1	0	4	2	1	4	3	3	7	0	43
	Total	32	2	3	5	8	5	15	14	10	23	0	117

Medically Certified Deaths by Age and Sex According to National list of tenth revision of ICD during the year 2021													
CAUSE OF DEATH	GENDER	AGE GROUPS											TOTAL
		LESS THAN 1	1-4	5-14	15-24	25-34	35-44	45-54	55-64	65-69	70 AND ABOVE	NOT SPECIFIED	
(viii) DISEASES OF THE EAR AND MASTOID PROCESS (H60-H95)	Male	6	0	0	1	2	3	5	4	5	8	0	34
	Female	7	1	0	0	0	0	1	4	1	3	0	17
	Total	13	1	0	1	2	3	6	8	6	11	0	51
(26) DISEASE OF THE EAR AND MASTOID PROCESS (H60-H93)	Male	6	0	0	1	2	3	5	4	5	8	0	34
	Female	7	1	0	0	0	0	1	4	1	3	0	17
	Total	13	1	0	1	2	3	6	8	6	11	0	51
1 DISEASES OF THE EAR AND MASTOID PROCESS (H60-H93)	Male	6	0	0	1	2	3	5	4	5	8	0	34
	Female	7	1	0	0	0	0	1	4	1	3	0	17
	Total	13	1	0	1	2	3	6	8	6	11	0	51
(ix) DISEASES OF THE CIRCULATORY SYSTEM (I00-I99)	Male	172	65	97	310	748	1150	1910	2540	1335	3076	0	11403
	Female	89	39	70	273	441	456	921	1342	843	2086	0	6560
	Total	261	104	167	583	1189	1606	2831	3882	2178	5162	0	17963
(27) ACUTE RHEUMATIC FEVER AND CHRONIC RHEUMATIC HEART DISEASES (I00-I09)	Male	3	0	3	16	18	31	43	36	26	55	0	231
	Female	2	1	2	10	32	13	24	35	14	29	0	162
	Total	5	1	5	26	50	44	67	71	40	84	0	393
1 ACUTE RHEUMATIC FEVER (I00-I02)	Male	2	0	0	5	3	5	8	5	7	11	0	46
	Female	0	1	0	2	4	0	3	8	3	3	0	24
	Total	2	1	0	7	7	5	11	13	10	14	0	70
2 CHRONIC RHEUMATIC HEART DISEASES (I05-I09)	Male	1	0	3	11	15	26	35	31	19	44	0	185
	Female	2	0	2	8	28	13	21	27	11	26	0	138
	Total	3	0	5	19	43	39	56	58	30	70	0	323
(28) HYPERTENSIVE DISEASES (I10-I15)	Male	5	0	4	17	58	76	108	141	56	162	0	627
	Female	5	1	6	13	39	20	43	69	51	109	0	356
	Total	10	1	10	30	97	96	151	210	107	271	0	983
1 HYPERTENSIVE HEART DISEASE (I11)	Male	1	0	2	2	15	9	17	29	15	44	0	134
	Female	1	0	0	2	12	5	4	16	9	40	0	89
	Total	2	0	2	4	27	14	21	45	24	84	0	223
2 ALL OTHER HYPERTENSIVE HEART DISEASES (I10, I12-I15)	Male	4	0	2	15	43	67	91	112	41	118	0	493
	Female	4	1	6	11	27	15	39	53	42	69	0	267
	Total	8	1	8	26	70	82	130	165	83	187	0	760

Medically Certified Deaths by Age and Sex According to National list of tenth revision of ICD during the year 2021													
CAUSE OF DEATH	GENDER	AGE GROUPS										NOT SPECIFIED	TOTAL
		LESS THAN 1	1-4	5-14	15-24	25-34	35-44	45-54	55-64	65-69	70 AND ABOVE		
(29) ISCHAEMIC HEART DISEASES (I20-I25)	Male	21	2	3	24	106	128	340	530	294	730	0	2178
	Female	6	0	5	14	38	43	144	266	169	497	0	1182
	Total	27	2	8	38	144	171	484	796	463	1227	0	3360
1 ACUTE MYOCARDIAL INFARCTION (I21-I22)	Male	3	0	1	11	42	72	184	290	142	321	0	1066
	Female	1	0	2	8	12	21	74	141	86	250	0	595
	Total	4	0	3	19	54	93	258	431	228	571	0	1661
2 ALL OTHER ISCHAEMIC HEART DISEASES (I20 & I23-I25)	Male	18	2	2	13	64	56	156	240	152	409	0	1112
	Female	5	0	3	6	26	22	70	125	83	247	0	587
	Total	23	2	5	19	90	78	226	365	235	656	0	1699
(30) DISEASES OF PULMONARY CIRCULATION AND OTHER FORMS OF HEART DISEASE (I26-I51)	Male	120	55	78	219	468	677	1013	1343	702	1508	0	6183
	Female	64	32	50	189	267	285	513	706	439	1048	0	3593
	Total	184	87	128	408	735	962	1526	2049	1141	2556	0	9776
1 PULMONARY HEART DISEASE AND DISEASES OF PULMONARY CIRCULATION (I26-I28)	Male	4	0	4	8	18	41	51	73	35	72	0	306
	Female	2	0	4	18	15	13	24	30	19	43	0	168
	Total	6	0	8	26	33	54	75	103	54	115	0	474
2 OTHER FORMS OF HEART DISEASES (I30-I51)	Male	116	55	74	211	450	636	962	1270	667	1436	0	5877
	Female	62	32	46	171	252	272	489	676	420	1005	0	3425
	Total	178	87	120	382	702	908	1451	1946	1087	2441	0	9302
(31) CEREBROVASCULAR DISEASES (I60-I69)	Male	23	5	9	33	94	222	388	458	242	598	0	2072
	Female	11	4	5	42	59	88	187	261	161	391	0	1209
	Total	34	9	14	75	153	310	575	719	403	989	0	3281
1 CEREBROVASCULAR DISEASES (I60-I69)	Male	23	5	9	33	94	222	388	458	242	598	0	2072
	Female	11	4	5	42	59	88	187	261	161	391	0	1209
	Total	34	9	14	75	153	310	575	719	403	989	0	3281
(32) OTHER DISEASES OF THE CIRCULATORY SYSTEM (I70-I99)	Male	0	3	0	1	4	16	18	32	15	23	0	112
	Female	1	1	2	5	6	7	10	5	9	12	0	58
	Total	1	4	2	6	10	23	28	37	24	35	0	170
1 ATHEROSCLEROSIS (I70)	Male	0	0	0	0	0	0	1	4	3	2	0	10
	Female	0	0	0	0	0	2	2	1	0	4	0	9
	Total	0	0	0	0	0	2	3	5	3	6	0	19

Medically Certified Deaths by Age and Sex According to National list of tenth revision of ICD during the year 2021												
CAUSE OF DEATH	GENDER	LESS THAN 1	AGE GROUPS									TOTAL
			1-4	5-14	15-24	25-34	35-44	45-54	55-64	65-69	70 AND ABOVE	
2 ARTERIAL EMBOLISM AND THROMBOSIS (I74)	Male	0	0	0	0	0	2	1	1	2	5	11
	Female	0	1	0	2	1	0	0	0	0	0	4
	Total	0	1	0	2	1	2	1	1	2	5	15
3 OTHER DISEASES OF ARTERIES, ARTERIOLES AND CAPILLARIES (I71-I73 & I77-I78)	Male	0	1	0	1	2	6	10	11	5	9	45
	Female	0	0	1	0	1	2	3	3	4	3	17
	Total	0	1	1	1	3	8	13	14	9	12	62
4 PHLEBITIS, THROMBOPHLEBITIS, VENOUS EMBOLISM AND THROMBOSIS (I80-I82)	Male	0	1	0	0	0	3	2	7	2	4	19
	Female	0	0	1	1	2	3	1	1	5	2	16
	Total	0	1	1	1	2	6	3	8	7	6	35
5 ALL OTHER DISEASES OF THE CIRCULATORY SYSTEM (I83-I89)	Male	0	1	0	0	2	5	4	9	3	3	27
	Female	1	0	0	2	2	0	4	0	0	3	12
	Total	1	1	0	2	4	5	8	9	3	6	39
(x) DISESES OF THE RESPIRATORY SYSTEM (J00-J98)	Male	434	98	101	319	1229	2334	3296	4023	2139	4242	18215
	Female	260	68	101	346	803	1255	2172	2912	1332	2699	11948
	Total	694	166	202	665	2032	3589	5468	6935	3471	6941	30163
(33) DISEASES OF THE UPPER RESPIRATORY TRACT (J00-J06 & J30-J39)	Male	9	5	6	10	41	79	108	147	79	147	631
	Female	4	2	4	6	19	41	59	106	47	95	383
	Total	13	7	10	16	60	120	167	253	126	242	1014
1 ACUTE PHARYNGITIS AND ACUTE TONSILLITIS (J02-J03)	Male	0	0	2	0	1	0	2	3	2	2	12
	Female	0	1	2	0	0	1	1	0	0	2	7
	Total	0	1	4	0	1	1	3	3	2	4	19
2 ACUTE LARYNGITIS AND TRACHEITIS (J04)	Male	2	1	0	0	0	1	1	2	0	1	8
	Female	0	0	0	0	0	0	0	0	0	2	2
	Total	2	1	0	0	0	1	1	2	0	3	10
3 OTHER ACUTE UPPER RESPIRATORY INFECTIONS (J00-J01 & J05-J06)	Male	4	3	4	8	31	54	82	101	63	109	459
	Female	3	1	0	4	15	30	41	85	40	76	295
	Total	7	4	4	12	46	84	123	186	103	185	754

Medically Certified Deaths by Age and Sex According to National list of tenth revision of ICD during the year 2021													
CAUSE OF DEATH	GENDER	AGE GROUPS											TOTAL
		LESS THAN 1	1-4	5-14	15-24	25-34	35-44	45-54	55-64	65-69	70 AND ABOVE	NOT SPECIFIED	
4 ALL OTHER DISEASES OF UPPER RESPIRATORY TRACT (J30-J39)	Male	3	1	0	2	9	24	23	41	14	35	0	152
	Female	1	0	2	2	4	10	17	21	7	15	0	79
	Total	4	1	2	4	13	34	40	62	21	50	0	231
(34) LOWER RESPIRATORY DISEASES (J20-J22 & J40-J47)	Male	38	5	7	31	118	249	461	711	453	936	0	3009
	Female	41	7	10	28	76	104	186	329	154	419	0	1354
	Total	79	12	17	59	194	353	647	1040	607	1355	0	4363
1 ACUTE BRONCHITIS AND ACUTE BRONCHIOLITIS (J20-J21)	Male	4	0	0	2	1	4	7	16	7	23	0	64
	Female	5	1	2	2	1	2	6	9	1	16	0	45
	Total	9	1	2	4	2	6	13	25	8	39	0	109
2 BRONCHITIS, CHRONIC AND UNSPECIFIED, EMPHYSEMA (J40-J43)	Male	2	0	0	4	7	16	19	21	20	43	0	132
	Female	4	0	1	2	4	8	8	19	8	21	0	75
	Total	6	0	1	6	11	24	27	40	28	64	0	207
3 ASTHMA (J45-J46)	Male	0	0	1	3	5	12	21	37	32	67	0	178
	Female	2	1	0	0	7	4	11	19	16	28	0	88
	Total	2	1	1	3	12	16	32	56	48	95	0	266
4 OTHER LOWER RESPIRATORY DISORDERS (J22, J44 & J47)	Male	32	5	6	22	105	217	414	637	394	803	0	2635
	Female	30	5	7	24	64	90	161	282	129	354	0	1146
	Total	62	10	13	46	169	307	575	919	523	1157	0	3781
(35) OTHER DISEASES OF THE RESPIRATORY SYSTEM (J10-J18 & J60-J98)	Male	387	88	88	278	1070	2006	2727	3165	1607	3159	0	14575
	Female	215	59	87	312	708	1110	1927	2477	1131	2185	0	10211
	Total	602	147	175	590	1778	3116	4654	5642	2738	5344	0	24786
1 INFLUENZA (J10-J11)	Male	1	1	0	2	16	59	64	99	42	89	0	373
	Female	2	1	0	2	14	22	47	72	38	69	0	267
	Total	3	2	0	4	30	81	111	171	80	158	0	640
2 PNEUMONIA (J12-J18)	Male	192	38	38	108	497	1101	1489	1741	851	1571	0	7626
	Female	118	30	37	128	310	645	1106	1364	605	1085	0	5428
	Total	310	68	75	236	807	1746	2595	3105	1456	2656	0	13054
3 PLEURISY (J90)	Male	0	0	1	1	1	6	13	6	4	13	0	45
	Female	0	0	1	0	4	1	7	4	1	8	0	26
	Total	0	0	2	1	5	7	20	10	5	21	0	71

Medically Certified Deaths by Age and Sex According to National list of tenth revision of ICD during the year 2021													
CAUSE OF DEATH	GENDER	AGE GROUPS										NOT SPECIFIED	TOTAL
		LESS THAN 1	1-4	5-14	15-24	25-34	35-44	45-54	55-64	65-69	70 AND ABOVE		
4 ALL OTHER DISEASES OF THE RESPIRATORY SYSTEM (J60-J86, J92-J98)	Male	194	49	49	167	556	840	1161	1319	710	1486	0	6531
	Female	95	28	49	182	380	442	767	1037	487	1023	0	4490
	Total	289	77	98	349	936	1282	1928	2356	1197	2509	0	11021
(xi) DISEASES OF THE DIGESTIVE SYSTEM (K00-K92)	Male	59	11	36	71	311	545	535	410	141	264	0	2383
	Female	28	13	39	77	88	90	113	144	60	140	0	792
	Total	87	24	75	148	399	635	648	554	201	404	0	3175
(36) DISEASES OF ORAL CAVITY, SALIVARY GLANDS AND JAWS (K00-K14)	Male	2	0	0	2	1	5	7	4	2	1	0	24
	Female	1	0	0	0	1	1	0	1	1	0	0	5
	Total	3	0	0	2	2	6	7	5	3	1	0	29
1 DISEASES OF ORAL CAVITY, SALIVARY GLANDS AND JAWS (K00-K14)	Male	2	0	0	2	1	5	7	4	2	1	0	24
	Female	1	0	0	0	1	1	0	1	1	0	0	5
	Total	3	0	0	2	2	6	7	5	3	1	0	29
(37) DISEASES OF THE OTHER PARTS OF DIGESTIVE SYSTEM (K20-K92)	Male	57	11	36	69	310	540	528	406	139	263	0	2359
	Female	27	13	39	77	87	89	113	143	59	140	0	787
	Total	84	24	75	146	397	629	641	549	198	403	0	3146
1 GASTRIC AND DUODENAL ULCER (K25-K27)	Male	3	0	0	1	4	6	13	6	6	4	0	43
	Female	1	0	0	0	0	3	2	5	0	4	0	15
	Total	4	0	0	1	4	9	15	11	6	8	0	58
2 GASTRITIS AND DUODENITIS (K29)	Male	0	0	0	0	2	2	2	0	1	0	0	7
	Female	1	0	0	0	0	0	0	0	0	1	0	2
	Total	1	0	0	0	2	2	2	0	1	1	0	9
3 DISEASES OF APPENDIX (K35-K38)	Male	0	0	0	2	4	10	9	14	5	10	0	54
	Female	0	0	1	3	5	3	2	2	4	5	0	25
	Total	0	0	1	5	9	13	11	16	9	15	0	79
4 HERNIA (K40-K46)	Male	9	0	0	1	2	0	1	6	2	8	0	29
	Female	4	0	0	1	1	0	3	0	2	5	0	16
	Total	13	0	0	2	3	0	4	6	4	13	0	45
5 PARALYTIC ILEUS AND INTESTINAL OBSTRUCTION WITHOUT HERNIA (K56)	Male	6	1	2	4	6	15	22	29	12	44	0	141
	Female	2	2	1	11	11	10	11	14	7	14	0	83
	Total	8	3	3	15	17	25	33	43	19	58	0	224

Medically Certified Deaths by Age and Sex According to National list of tenth revision of ICD during the year 2021													
CAUSE OF DEATH	GENDER	AGE GROUPS											TOTAL
		LESS THAN 1	1-4	5-14	15-24	25-34	35-44	45-54	55-64	65-69	70 AND ABOVE	NOT SPECIFIED	
6 PERITONITIS (K65)	Male	4	0	4	8	13	13	18	32	8	21	0	121
	Female	1	0	2	6	1	9	7	10	2	10	0	48
	Total	5	0	6	14	14	22	25	42	10	31	0	169
7 DISEASES OF THE LIVER (K70-K76)	Male	17	8	21	39	237	423	391	243	75	105	0	1559
	Female	13	9	31	35	40	46	54	60	21	42	0	351
	Total	30	17	52	74	277	469	445	303	96	147	0	1910
8 CHOLELITHIASIS AND CHOLECYSTITIS (K80-K81)	Male	0	0	0	1	1	3	6	4	3	11	0	29
	Female	0	0	0	0	1	1	4	4	6	9	0	25
	Total	0	0	0	1	2	4	10	8	9	20	0	54
9 DISORDERS OF PANCREAS (K85-K86)	Male	0	0	1	7	16	25	21	16	4	6	0	96
	Female	0	0	1	4	3	7	6	16	4	16	0	57
	Total	0	0	2	11	19	32	27	32	8	22	0	153
10 ALL OTHER DISEASES OF THE OTHER PARTS OF DIGESTIVE SYSTEM (K20-K22, K28, K30-K31, K50-K55, K57-K63, K66, K82-K83 & K90-K92)	Male	18	2	8	6	25	43	45	56	23	54	0	280
	Female	5	2	3	17	25	10	24	32	13	34	0	165
	Total	23	4	11	23	50	53	69	88	36	88	0	445
(xii) DISEASES OF THE SKIN AND SUBCUTANEOUS TISSUE (L00-L98)	Male	7	0	2	4	6	11	22	12	8	21	0	93
	Female	3	0	1	3	33	4	5	13	5	10	0	77
	Total	10	0	3	7	39	15	27	25	13	31	0	170
(38) DISEASES OF THE SKIN AND SUBCUTANEOUS TISSUE (L00-L98)	Male	7	0	2	4	6	11	22	12	8	21	0	93
	Female	3	0	1	3	33	4	5	13	5	10	0	77
	Total	10	0	3	7	39	15	27	25	13	31	0	170
1 INFECTIONS OF THE SKIN AND SUBCUTANEOUS TISSUE (L00-L08)	Male	0	0	1	1	2	6	8	9	4	12	0	43
	Female	1	0	1	0	1	3	2	4	2	7	0	21
	Total	1	0	2	1	3	9	10	13	6	19	0	64
2 ALL OTHER DISEASES OF THE SKIN AND SUBCUTANEOUS TISSUE (L10-L98)	Male	7	0	1	3	4	5	14	3	4	9	0	50
	Female	2	0	0	3	32	1	3	9	3	3	0	56
	Total	9	0	1	6	36	6	17	12	7	12	0	106
(xiii) DISEASES OF THE MUSCULOSKELETAL SYSTEM AND CONNECTIVE TISSUE (M00-M99)	Male	16	0	4	6	10	9	17	16	9	19	0	106
	Female	16	2	7	4	10	8	9	6	4	7	0	73
	Total	32	2	11	10	20	17	26	22	13	26	0	179

Medically Certified Deaths by Age and Sex According to National list of tenth revision of ICD during the year 2021													
CAUSE OF DEATH	GENDER	AGE GROUPS										NOT SPECIFIED	TOTAL
		LESS THAN 1	1-4	5-14	15-24	25-34	35-44	45-54	55-64	65-69	70 AND ABOVE		
(39) DISEASES OF THE MUSCULOSKELETAL SYSTEM AND CONNECTIVE TISSUE (M00-M99)	Male	16	0	4	6	10	9	17	16	9	19	0	106
	Female	16	2	7	4	10	8	9	6	4	7	0	73
	Total	32	2	11	10	20	17	26	22	13	26	0	179
1 RHEUMATOID ARTHRITIS AND OTHER INFLAMMATORY POLYARTHROPATHIES (M05-M13)	Male	2	0	0	1	1	1	1	3	2	2	0	13
	Female	0	0	0	0	3	0	1	0	1	2	0	7
	Total	2	0	0	1	4	1	2	3	3	4	0	20
2 OSTEOMYELITIS (M86)	Male	0	0	1	0	0	0	0	0	0	1	0	2
	Female	0	0	0	0	0	0	0	0	0	0	0	0
	Total	0	0	1	0	0	0	0	0	0	1	0	2
3 ALL OTHER DISEASES OF THE MUSCULOSKELETAL SYSTEM AND CONNECTIVE TISSUE (M00-M02, M15-M43, M45-M85, M87-M99)	Male	14	0	3	5	9	8	16	13	7	16	0	91
	Female	16	2	7	4	7	8	8	6	3	5	0	66
	Total	30	2	10	9	16	16	24	19	10	21	0	157
(xiv) DISEASES OF THE GENITOURINARY SYSTEM (N00-N99)	Male	35	9	31	77	112	182	208	259	111	284	0	1308
	Female	55	7	18	51	87	108	112	145	76	152	0	811
	Total	90	16	49	128	199	290	320	404	187	436	0	2119
(40) DISEASES OF URINARY SYSTEM (N00-N39)	Male	34	8	31	76	110	177	200	255	107	273	0	1271
	Female	32	6	18	44	80	101	103	139	66	143	0	732
	Total	66	14	49	120	190	278	303	394	173	416	0	2003
1 GLOMERULAR DISEASES(INCLUDING NEPHRITIC SYNDROME) (N00-N07)	Male	11	2	4	2	0	3	1	3	1	1	0	28
	Female	8	1	5	0	1	0	1	3	0	2	0	21
	Total	19	3	9	2	1	3	2	6	1	3	0	49
2 RENAL TUBULO-INTERSTITIAL DISEASES (N10-N15)	Male	1	0	1	1	3	6	3	5	2	7	0	29
	Female	0	1	0	0	0	1	3	2	1	10	0	18
	Total	1	1	1	1	3	7	6	7	3	17	0	47
3 RENAL FAILURE (N17-N19)	Male	19	5	23	68	99	162	184	232	98	248	0	1138
	Female	22	3	12	42	75	96	93	123	61	120	0	647
	Total	41	8	35	110	174	258	277	355	159	368	0	1785
4 UROLITHIASIS (N20-N23)	Male	0	0	0	0	3	0	0	6	0	3	0	12
	Female	1	0	0	0	1	0	1	3	1	0	0	7
	Total	1	0	0	0	4	0	1	9	1	3	0	19



Medically Certified Deaths by Age and Sex According to National list of tenth revision of ICD during the year 2021													
CAUSE OF DEATH	GENDER	AGE GROUPS										NOT SPECIFIED	TOTAL
		LESS THAN 1	1-4	5-14	15-24	25-34	35-44	45-54	55-64	65-69	70 AND ABOVE		
5 OTHER DISORDERS OF KIDNEY AND URETER (N25-N28)	Male	2	0	2	4	3	5	6	1	4	3	0	30
	Female	0	0	0	0	2	2	1	2	2	7	0	16
	Total	2	0	2	4	5	7	7	3	6	10	0	46
6 ALL OTHER DISEASES OF URINARY SYSTEM (N30-N39)	Male	1	1	1	1	2	1	6	8	2	11	0	34
	Female	1	1	1	2	1	2	4	6	1	4	0	23
	Total	2	2	2	3	3	3	10	14	3	15	0	57
(41) OTHER DISEASES OF THE GENITOURINARY SYSTEM (N40-N99)	Male	1	1	0	1	2	5	8	4	4	11	0	37
	Female	23	1	0	7	7	7	9	6	10	9	0	79
	Total	24	2	0	8	9	12	17	10	14	20	0	116
1 HYPERPLASIA OF PROSTATE (N40)	Male	0	0	0	0	0	0	1	0	0	3	0	4
	Female	0	0	0	0	0	0	0	0	0	0	0	0
	Total	0	0	0	0	0	0	1	0	0	3	0	4
2 ALL OTHER DISEASES OF MALE GENITAL ORGANS (N41-N50)	Male	1	1	0	1	2	3	4	3	3	8	0	26
	Female	0	0	0	0	0	0	0	0	0	0	0	0
	Total	1	1	0	1	2	3	4	3	3	8	0	26
3 SALPINGITIS AND OOPHORITIS (N70)	Male	0	0	0	0	0	2	3	1	1	0	0	7
	Female	0	0	0	0	0	0	0	0	0	0	0	0
	Total	0	0	0	0	0	2	3	1	1	0	0	7
4 ALL OTHER DISEASES OF FEMALE GENITAL ORGANS (N60-N64, N71-N76, N80-N99)	Male	0	0	0	0	0	0	0	0	0	0	0	0
	Female	23	1	0	7	7	7	9	6	10	9	0	79
	Total	23	1	0	7	7	7	9	6	10	9	0	79
(xv) PREGNANCY, CHILD BIRTH AND THE PUERPERIUM (000-099)	Male	69	0	0	0	0	0	0	0	0	0	0	69
	Female	74	0	1	151	228	88	42	55	4	3	0	646
	Total	143	0	1	151	228	88	42	55	4	3	0	715
(42) PREGNANCY WITH ABORTIVE OUTCOME (000-008)	Male	13	0	0	0	0	0	0	0	0	0	0	13
	Female	6	0	0	1	9	11	2	19	0	0	0	48
	Total	19	0	0	1	9	11	2	19	0	0	0	61
1 SPONTANEOUS ABORTION (003)	Male	3	0	0	0	0	0	0	0	0	0	0	3
	Female	1	0	0	0	2	1	0	0	0	0	0	4
	Total	4	0	0	0	2	1	0	0	0	0	0	7

Medically Certified Deaths by Age and Sex According to National list of tenth revision of ICD during the year 2021													
CAUSE OF DEATH	GENDER	AGE GROUPS											TOTAL
		LESS THAN 1	1-4	5-14	15-24	25-34	35-44	45-54	55-64	65-69	70 AND ABOVE	NOT SPECIFIED	
2 MEDICAL ABORTION (O04)	Male	0	0	0	0	0	0	0	0	0	0	0	0
	Female	0	0	0	0	0	0	0	0	0	0	0	0
	Total	0	0	0	0	0	0	0	0	0	0	0	0
3 OTHER PREGNANCIES WITH ABORTIVE OUTCOME (O00-O02 & O05-O08)	Male	10	0	0	0	0	0	0	0	0	0	0	10
	Female	5	0	0	1	7	10	2	19	0	0	0	44
	Total	15	0	0	1	7	10	2	19	0	0	0	54
(43) OTHER DIRECT OBSTETRIC DEATHS (O10-O92)	Male	56	0	0	0	0	0	0	0	0	0	0	56
	Female	58	0	1	114	183	71	37	23	4	3	0	494
	Total	114	0	1	114	183	71	37	23	4	3	0	550
1 OEDEMA, PROTEINURIA AND HYPERTENSIVE DISORDERS IN PREGNANCY, CHILD BIRTH AND THE PUERPERIUM (O10-O16)	Male	1	0	0	0	0	0	0	0	0	0	0	1
	Female	5	0	0	28	27	4	1	6	0	0	0	71
	Total	6	0	0	28	27	4	1	6	0	0	0	72
2 INFECTIONS OF GENITOURINARY TRACT IN PREGNANCY (O23)	Male	0	0	0	0	0	0	0	0	0	0	0	0
	Female	0	0	0	0	0	0	0	0	0	0	0	0
	Total	0	0	0	0	0	0	0	0	0	0	0	0
3 OBSTRUCTED LABOUR (O64-O66)	Male	1	0	0	0	0	0	0	0	0	0	0	1
	Female	4	0	0	1	1	0	0	0	0	0	0	6
	Total	5	0	0	1	1	0	0	0	0	0	0	7
4 COMPLICATIONS PRE-DOMINANTLY RELATED TO THE PUERPERIUM (O85-O92)	Male	5	0	0	0	0	0	0	0	0	0	0	5
	Female	4	0	1	44	67	39	33	10	0	0	0	198
	Total	9	0	1	44	67	39	33	10	0	0	0	203
5 OTHER COMPLICATIONS OF PREGNANCY AND DELIVERY (O20-O22, O24-O63, O67-O75, O80-O84)	Male	49	0	0	0	0	0	0	0	0	0	0	49
	Female	45	0	0	41	88	28	3	7	4	3	0	219
	Total	94	0	0	41	88	28	3	7	4	3	0	268
(44) OTHER OBSTETRIC CONDITIONS, NOT ELSEWHERE CLASSIFIED (O95-O99)	Male	0	0	0	0	0	0	0	0	0	0	0	0
	Female	10	0	0	36	36	6	3	13	0	0	0	104
	Total	10	0	0	36	36	6	3	13	0	0	0	104
1 INDIRECT OBSTETRIC DEATHS (O98-O99)	Male	0	0	0	0	0	0	0	0	0	0	0	0
	Female	0	0	0	34	22	3	2	12	0	0	0	73
	Total	0	0	0	34	22	3	2	12	0	0	0	73

Medically Certified Deaths by Age and Sex According to National list of tenth revision of ICD during the year 2021													
CAUSE OF DEATH	GENDER	AGE GROUPS											TOTAL
		LESS THAN 1	1-4	5-14	15-24	25-34	35-44	45-54	55-64	65-69	70 AND ABOVE	NOT SPECIFIED	
2 ALL OTHER OBSTETRIC CONDITIONS, NOT ELSEWHERE CLASSIFIED (O95-O97)	Male	0	0	0	0	0	0	0	0	0	0	0	0
	Female	10	0	0	2	14	3	1	1	0	0	0	31
	Total	10	0	0	2	14	3	1	1	0	0	0	31
(xvi) CERTAIN CONDITIONS ORIGINATING IN THE PERINATAL PERIOD (P00-P96)	Male	4239	0	0	0	0	0	0	0	0	0	0	4239
	Female	4019	0	0	0	0	0	3	0	0	0	0	4022
	Total	8258	0	0	0	0	0	3	0	0	0	0	8261
(45) CERTAIN CONDITIONS ORIGINATING IN THE PERINATAL PERIOD (P00-P96)	Male	4239	0	0	0	0	0	0	0	0	0	0	4239
	Female	4019	0	0	0	0	0	3	0	0	0	0	4022
	Total	8258	0	0	0	0	0	3	0	0	0	0	8261
1 SLOW FETAL GROWTH, FETAL MALNUTRITION AND IMMATURITY (P05-P07)	Male	850	0	0	0	0	0	0	0	0	0	0	850
	Female	757	0	0	0	0	0	3	0	0	0	0	760
	Total	1607	0	0	0	0	0	3	0	0	0	0	1610
2 BIRTH TRAUMA (P10-P15)	Male	6	0	0	0	0	0	0	0	0	0	0	6
	Female	4	0	0	0	0	0	0	0	0	0	0	4
	Total	10	0	0	0	0	0	0	0	0	0	0	10
3 HYPOXIA, BIRTH ASPHYXIA AND OTHER RESPIRATORY CONDITIONS (P20-P28)	Male	2146	0	0	0	0	0	0	0	0	0	0	2146
	Female	1982	0	0	0	0	0	0	0	0	0	0	1982
	Total	4128	0	0	0	0	0	0	0	0	0	0	4128
4 HAEMOLYTIC DISEASES OF FETUS AND NEW-BORN (P55)	Male	15	0	0	0	0	0	0	0	0	0	0	15
	Female	12	0	0	0	0	0	0	0	0	0	0	12
	Total	27	0	0	0	0	0	0	0	0	0	0	27
5 OTHER PERINATAL JAUNDICE (P58-P59)	Male	7	0	0	0	0	0	0	0	0	0	0	7
	Female	8	0	0	0	0	0	0	0	0	0	0	8
	Total	15	0	0	0	0	0	0	0	0	0	0	15
6 ALL OTHER CONDITIONS ORIGINATING IN THE PERINATAL PERIOD (P00-P04, P08, P29-P54, P56-P57, P60-P96)	Male	1215	0	0	0	0	0	0	0	0	0	0	1215
	Female	1256	0	0	0	0	0	0	0	0	0	0	1256
	Total	2471	0	0	0	0	0	0	0	0	0	0	2471
(xvii) CONGENITAL MALFORMATIONS, DEFORMATIONS AND CHROMOSOMAL ABNORMALITIES (Q00-Q99)	Male	364	15	18	6	6	6	11	17	8	14	0	465
	Female	205	7	10	6	5	5	4	11	3	7	0	263
	Total	569	22	28	12	11	11	15	28	11	21	0	728

Medically Certified Deaths by Age and Sex According to National list of tenth revision of ICD during the year 2021													
CAUSE OF DEATH	GENDER	AGE GROUPS											TOTAL
		LESS THAN 1	1-4	5-14	15-24	25-34	35-44	45-54	55-64	65-69	70 AND ABOVE	NOT SPECIFIED	
(46) CONGENITAL MALFORMATIONS, DEFORMATIONS AND CHROMOSOMAL ABNORMALITIES (Q00-Q99)	Male	364	15	18	6	6	6	11	17	8	14	0	465
	Female	205	7	10	6	5	5	4	11	3	7	0	263
	Total	569	22	28	12	11	11	15	28	11	21	0	728
1 SPINA BIFIDA (Q05)	Male	6	0	0	0	0	0	0	1	0	0	0	7
	Female	7	0	0	0	0	0	0	0	0	0	0	7
	Total	13	0	0	0	0	0	0	1	0	0	0	14
2 CONGENITAL MALFORMATIONS OF THE CIRCULATORY SYSTEM (Q20-Q28)	Male	157	9	12	3	3	0	2	5	4	3	0	198
	Female	79	6	4	2	1	2	0	1	0	0	0	95
	Total	236	15	16	5	4	2	2	6	4	3	0	293
3 CLEFT LIP AND CLEFT PALATE (Q35-Q37)	Male	4	0	0	0	0	0	0	1	0	0	0	5
	Female	1	0	0	0	0	0	1	0	0	0	0	2
	Total	5	0	0	0	0	0	1	1	0	0	0	7
4 ALL OTHER CONGENITAL MALFORMATIONS, DEFORMATIONS AND CHROMOSOMAL ABNORMALITIES, NOT ELSEWHERE CLASSIFIED (Q00-Q04, Q06-Q07, Q10-Q18, Q30-Q34, Q38-Q99)	Male	197	6	6	3	3	6	9	10	4	11	0	255
	Female	118	1	6	4	4	3	3	10	3	7	0	159
	Total	315	7	12	7	7	9	12	20	7	18	0	414
(xviii) SYMPTOMS, SIGNS AND ABNORMAL CLINICAL AND LABORATORY FINDINGS, NOT ELSEWHERE CLASSIFIED (R00-R99)	Male	509	91	225	504	808	860	1124	1297	651	1217	0	7286
	Female	294	88	167	334	399	399	532	650	346	808	0	4017
	Total	803	179	392	838	1207	1259	1656	1947	997	2025	0	11303
(47) SYMPTOMS, SIGNS AND ABNORMAL CLINICAL AND LABORATORY FINDINGS, NOT ELSEWHERE CLASSIFIED (R00-R99)	Male	509	91	225	504	808	860	1124	1297	651	1217	0	7286
	Female	294	88	167	334	399	399	532	650	346	808	0	4017
	Total	803	179	392	838	1207	1259	1656	1947	997	2025	0	11303
1 ABDOMINAL AND PELVIC PAIN (R10)	Male	0	1	0	3	5	3	6	8	2	7	0	35
	Female	1	0	1	3	0	5	2	5	2	5	0	24
	Total	1	1	1	6	5	8	8	13	4	12	0	59
2 ASCITES (R18)	Male	0	0	0	0	3	7	10	6	2	4	0	32
	Female	0	0	0	0	2	2	2	2	1	1	0	10
	Total	0	0	0	0	5	9	12	8	3	5	0	42
3 SOMNOLENCE, STUPOR AND COMA (R40)	Male	0	0	1	2	2	1	3	3	2	5	0	19
	Female	0	0	1	0	1	1	1	3	1	1	0	9
	Total	0	0	2	2	3	2	4	6	3	6	0	28

Medically Certified Deaths by Age and Sex According to National list of tenth revision of ICD during the year 2021													
CAUSE OF DEATH	GENDER	AGE GROUPS											TOTAL
		LESS THAN 1	1-4	5-14	15-24	25-34	35-44	45-54	55-64	65-69	70 AND ABOVE	NOT SPECIFIED	
4 FEVER OF UNKNOWN ORIGIN (R50)	Male	26	13	66	19	9	6	8	12	3	15	0	177
	Female	7	13	48	8	9	17	12	14	7	15	0	150
	Total	33	26	114	27	18	23	20	26	10	30	0	327
5 SENILITY (R54)	Male	0	0	0	0	0	0	0	0	0	0	0	0
	Female	0	0	0	0	0	0	0	0	0	0	0	0
	Total	0	0	0	0	0	0	0	0	0	0	0	0
6 SYNCOPE AND COLLAPSE (R55)	Male	0	0	0	0	0	0	1	0	1	2	0	4
	Female	0	0	0	2	1	0	0	2	0	2	0	7
	Total	0	0	0	2	1	0	1	2	1	4	0	11
7 CONVULSIONS, NOT ELSEWHERE CLASSIFIED (R56)	Male	5	3	5	3	7	10	12	11	2	4	0	62
	Female	9	6	6	6	1	6	4	5	4	1	0	48
	Total	14	9	11	9	8	16	16	16	6	5	0	110
8 SHOCK, NOT ELSEWHERE CLASSIFIED (R57)	Male	218	30	57	162	271	313	392	489	271	489	0	2692
	Female	117	23	63	134	175	151	205	251	148	318	0	1585
	Total	335	53	120	296	446	464	597	740	419	807	0	4277
9 ALL OTHER SYMPTOMS, SIGNS AND ABNORMAL CLINICAL AND LABORATORY FINDINGS, NOT ELSEWHERE CLASSIFIED (R00-R09, R11-R17, R19-R39, R41-R49, R51-R53, R58-R99)	Male	260	44	96	315	511	520	692	768	368	691	0	4265
	Female	160	46	48	181	210	217	306	368	183	465	0	2184
	Total	420	90	144	496	721	737	998	1136	551	1156	0	6449
(xix) INJURY, POSINING AND CERTAIN OTHER CONSEQUENCES OF EXTERNAL CAUSES (S00-T98)	Male	38	63	102	671	858	699	564	390	147	226	0	3758
	Female	17	46	65	301	229	203	175	175	63	138	0	1412
	Total	55	109	167	972	1087	902	739	565	210	364	0	5170
(48) FRACTURES (S02, S12, S22, S32, S42, S52, S62, S72, S82, S92, T02, T08, T10, T12)	Male	0	0	1	23	21	20	16	16	4	16	0	117
	Female	1	1	3	5	4	1	4	5	3	12	0	39
	Total	1	1	4	28	25	21	20	21	7	28	0	156
1 FRACTURE OF SKULL AND FACIAL BONES (S02)	Male	0	0	1	14	9	8	1	2	1	3	0	39
	Female	0	0	2	1	3	0	0	0	0	1	0	7
	Total	0	0	3	15	12	8	1	2	1	4	0	46
2 FRACTURES OF NECK, THORAX OR PELVIS (S12, S22, S32 & T08)	Male	0	0	0	3	1	3	5	4	0	0	0	16
	Female	0	0	0	0	1	0	0	0	0	2	0	3
	Total	0	0	0	3	2	3	5	4	0	2	0	19

Medically Certified Deaths by Age and Sex According to National list of tenth revision of ICD during the year 2021													
CAUSE OF DEATH	GENDER	AGE GROUPS											TOTAL
		LESS THAN 1	1-4	5-14	15-24	25-34	35-44	45-54	55-64	65-69	70 AND ABOVE	NOT SPECIFIED	
3 FRACTURES OF UPPER LIMB (S42, S52, S62 & T10)	Male	0	0	0	0	3	0	0	4	0	0	0	7
	Female	1	0	1	0	0	1	3	1	0	0	0	7
	Total	1	0	1	0	3	1	3	5	0	0	0	14
4 FRACTURES OF LOWER LIMB (S72, S82, S92 & T12)	Male	0	0	0	4	3	8	8	4	2	13	0	42
	Female	0	1	0	4	0	0	1	4	3	8	0	21
	Total	0	1	0	8	3	8	9	8	5	21	0	63
5 FRACTURES INVOLVING MULTIPLE BODY REGIONS, AND OF UNSPECIFIED BODY REGIONS (T02)	Male	0	0	0	2	5	1	2	2	1	0	0	13
	Female	0	0	0	0	0	0	0	0	0	1	0	1
	Total	0	0	0	2	5	1	2	2	1	1	0	14
(49) DISLOCATIONS,SPRAINS AND STRAINS OF SPECIFIED AND MULTIPLE BODY REGIONS (S03, S13, S23, S33, S43, S53, S63, S73, S83, S93, T03)	Male	1	0	0	1	1	1	1	0	2	1	0	8
	Female	0	0	0	0	0	0	3	4	2	1	0	10
	Total	1	0	0	1	1	1	4	4	4	2	0	18
(50) INTRACRANIAL AND INTERNAL INJURIES,INCLUDING NERVES (S04, S06, S14, S24, S26-S27, S34, S36-S37, S44, S54, S64, S74, S84 & S94)	Male	3	23	43	227	301	254	239	143	50	75	0	1358
	Female	0	13	18	36	41	64	68	61	21	46	0	368
	Total	3	36	61	263	342	318	307	204	71	121	0	1726
(51) CRUSHING INJURIES AND TRAUMATIC AMPUTATIONS OR SPECIFIED AND MULTIPLE BODY REGIONS (S07-S08, S17-S18, S28, S38, S47-S48, S57-S58, S67-S68, S77-S78, S87-S88, S97-S98, T04-T05)	Male	9	0	4	28	22	34	22	18	16	24	0	177
	Female	5	3	0	5	7	11	16	13	7	13	0	80
	Total	14	3	4	33	29	45	38	31	23	37	0	257
(52) OTHER INJURIES OF SPECIFIED, UNSPECIFIED AND MULTIPLE BODY REGIONS ( S00-S01, S05, S09-S11, S15-S16, S19-S21, S25, S29-S31, S35, S39-S41, S45-S46, S49-S51, S55-S56, S59-S61, S65-S66, S69-S71, S75-S76, S79-S81, S85-S86, S89-S91, S95-S96, S99, T00-T01, T06-T07, T09, T11 & T13-T14)	Male	7	8	23	143	194	146	109	92	38	56	0	816
	Female	5	2	10	20	26	27	30	41	11	35	0	207
	Total	12	10	33	163	220	173	139	133	49	91	0	1023
(53) EFFECTS OF FOREIGN BODY ENTERING THROUGH NATURAL ORIFICE (T15-T19)	Male	5	5	2	2	3	0	0	4	0	0	0	21
	Female	2	1	0	2	0	0	0	0	2	1	0	8
	Total	7	6	2	4	3	0	0	4	2	1	0	29
(54) BURNS AND CORROSIONS (T20-T32)	Male	2	11	7	15	46	23	23	14	5	6	0	152
	Female	2	15	5	20	31	15	16	7	1	11	0	123
	Total	4	26	12	35	77	38	39	21	6	17	0	275

Medically Certified Deaths by Age and Sex According to National list of tenth revision of ICD during the year 2021													
CAUSE OF DEATH	GENDER	AGE GROUPS											TOTAL
		LESS THAN 1	1-4	5-14	15-24	25-34	35-44	45-54	55-64	65-69	70 AND ABOVE	NOT SPECIFIED	
(55) POISONINGS BY DRUGS AND BIOLOGICAL SUBSTANCES AND TOXIC EFFECTS OF SUBSTANCES CHIEFLY NON MEDICINAL AS TO SOURCE (T36-T50 & T51-T65)	Male	9	10	20	196	218	179	122	77	27	29	0	887
	Female	2	7	24	200	101	69	29	33	13	12	0	490
	Total	11	17	44	396	319	248	151	110	40	41	0	1377
(56) OTHER AND UNSPECIFIED EFFECTS OF EXTERNAL CAUSES AND CERTAIN EARLY COMPLICATIONS OF TRAUMN (T33-T35, T66-T78 & T79)	Male	1	5	1	27	40	28	20	20	3	12	0	157
	Female	0	4	3	11	18	6	2	11	1	6	0	62
	Total	1	9	4	38	58	34	22	31	4	18	0	219
(57) COMPLICATIONS OF SURGICAL AND MEDICAL CARE, NOT ELSEWHERE CLASSIFIED (T80-T89)	Male	0	0	1	0	1	2	2	2	1	2	0	11
	Female	0	0	0	0	1	2	1	0	1	0	0	5
	Total	0	0	1	0	2	4	3	2	2	2	0	16
(58) LATE EFFECTS OF INJURIES, OF POSIONING AND OF OTHER CONSEQUENCES OF EXTERNAL CAUSES (T90-T98)	Male	1	1	0	9	11	12	10	4	1	5	0	54
	Female	0	0	2	2	0	8	6	0	1	1	0	20
	Total	1	1	2	11	11	20	16	4	2	6	0	74
(xx) EXTERNAL CAUSES OF MORBIDITY AND MORTALITY (V01-Y98)	Male	6	33	71	378	591	467	328	198	62	98	0	2232
	Female	8	25	39	140	145	87	89	72	29	60	0	694
	Total	14	58	110	518	736	554	417	270	91	158	0	2926
E48 TRANSPORT ACCIDENTS (V01-V99)	Male	3	12	29	199	342	247	175	95	31	37	0	1170
	Female	2	7	7	22	38	37	46	42	14	20	0	235
	Total	5	19	36	221	380	284	221	137	45	57	0	1405
1 RAILWAY ACCIDENTS (V05, V15, V80.6, V81, V87.6 & V88.6)	Male	0	0	0	7	25	17	13	4	3	4	0	73
	Female	0	0	0	1	0	0	1	0	1	1	0	4
	Total	0	0	0	8	25	17	14	4	4	5	0	77
2 MOTOR VEHICLE TRAFFIC ACCIDENTS (V02-V04, V09.2-V09.3, V12-V14, V20-V29, V30-V39, V40-V49, V50-V59, V60-V69, V70-V79, V80.3-V80.5, V82.1, V87.0-V87.5, V87.7-V87.8, V88.0-V88.5 & V89.2)	Male	0	9	18	124	207	151	107	59	20	21	0	716
	Female	1	7	5	13	24	22	30	26	11	14	0	153
	Total	1	16	23	137	231	173	137	85	31	35	0	869
3 OTHER ROAD VEHICLE ACCIDENTS (V01, V06, V09.0-V09.1, V10-V11, V16-V18, V80.0-V80.2, V80.7-V80.9, V82.0, V82.2-V82.9, V87.9, V88.0-V88.5, V88.7-V88.9 & V89.0-V89.1)	Male	2	0	6	11	25	8	6	8	0	3	0	69
	Female	1	0	0	2	4	0	0	5	2	1	0	15
	Total	3	0	6	13	29	8	6	13	2	4	0	84
4 WATER TRANSPORT ACCIDENTS (V90-V94)	Male	0	0	0	1	2	0	2	1	1	0	0	7
	Female	0	0	0	0	0	0	0	0	0	0	0	0
	Total	0	0	0	1	2	0	2	1	1	0	0	7

Medically Certified Deaths by Age and Sex According to National list of tenth revision of ICD during the year 2021													
CAUSE OF DEATH	GENDER	AGE GROUPS											TOTAL
		LESS THAN 1	1-4	5-14	15-24	25-34	35-44	45-54	55-64	65-69	70 AND ABOVE	NOT SPECIFIED	
5 AIR AND SPACE TRANSPORT ACCIDENTS (V95-V97)	Male	0	1	0	0	0	1	2	0	0	0	0	4
	Female	0	0	0	1	0	0	0	0	0	0	0	1
	Total	0	1	0	1	0	1	2	0	0	0	0	5
6 ALL OTHER TRANSPORT ACCIDENTS (V09.1, V09.9, V19, V83-V86, V89.3, V89.9 & V98-V99)	Male	1	2	5	56	83	70	45	23	7	9	0	301
	Female	0	0	2	5	10	15	15	11	0	4	0	62
	Total	1	2	7	61	93	85	60	34	7	13	0	363
E49 ACCIDENTAL FALLS (W00-W19)	Male	1	10	5	23	36	34	25	23	5	17	0	179
	Female	1	11	5	7	4	6	4	7	1	7	0	53
	Total	2	21	10	30	40	40	29	30	6	24	0	232
E50 ACCIDENTAL DROWNING AND SUBMERSION (W65-W74)	Male	0	2	3	7	5	4	4	0	0	0	0	25
	Female	1	1	4	1	0	1	0	0	0	1	0	9
	Total	1	3	7	8	5	5	4	0	0	1	0	34
E51 EXPOSURE TO SMOKE, FIRE AND FLAMES (X00-X09)	Male	0	1	5	15	20	15	12	4	2	1	0	75
	Female	0	1	3	10	14	11	5	5	3	8	0	60
	Total	0	2	8	25	34	26	17	9	5	9	0	135
E52 ACCIDENTAL POISONING BY AND EXPOSURE TO NOXIOUS SUBSTANCES (X40-X49)	Male	1	1	0	4	6	1	0	1	1	1	0	16
	Female	0	0	0	2	5	2	0	0	0	1	0	10
	Total	1	1	0	6	11	3	0	1	1	2	0	26
E53 INTENTIONAL SELF HARM(SUICIDE-ATTEMPTED) (X60-X84)	Male	0	0	3	72	104	83	41	24	2	8	0	337
	Female	0	2	4	67	49	17	10	3	1	5	0	158
	Total	0	2	7	139	153	100	51	27	3	13	0	495
E54 ASSAULT(HOMICIDE) (X85-Y09)	Male	1	1	0	6	7	5	11	6	3	1	0	41
	Female	0	1	0	0	2	0	3	1	0	1	0	8
	Total	1	2	0	6	9	5	14	7	3	2	0	49
E55 OTHER VIOLENCE (Y10-Y36)	Male	0	1	1	6	14	12	10	5	6	2	0	57
	Female	2	0	1	6	10	0	1	0	1	3	0	24
	Total	2	1	2	12	24	12	11	5	7	5	0	81
1 EVENT OF UNDETERMINED INTENT (Y10-Y34)	Male	0	1	1	6	11	12	10	4	6	1	0	52
	Female	2	0	1	6	9	0	1	0	0	3	0	22
	Total	2	1	2	12	20	12	11	4	6	4	0	74



Medically Certified Deaths by Age and Sex According to National list of tenth revision of ICD during the year 2021													
CAUSE OF DEATH	GENDER	AGE GROUPS											TOTAL
		LESS THAN 1	1-4	5-14	15-24	25-34	35-44	45-54	55-64	65-69	70 AND ABOVE	NOT SPECIFIED	
2 LEGAL INTERVENTION (Y35)	Male	0	0	0	0	0	0	0	1	0	1	0	2
	Female	0	0	0	0	1	0	0	0	1	0	0	2
	Total	0	0	0	0	1	0	0	1	1	1	0	4
3 OPERATIONS OF WAR (Y36)	Male	0	0	0	0	3	0	0	0	0	0	0	3
	Female	0	0	0	0	0	0	0	0	0	0	0	0
	Total	0	0	0	0	3	0	0	0	0	0	0	3
E56 COMPLICATIONS OF MEDICAL AND SURGICAL CARE (Y40-Y84)	Male	0	1	2	2	8	18	13	15	3	8	0	70
	Female	1	0	1	2	4	0	5	6	3	5	0	27
	Total	1	1	3	4	12	18	18	21	6	13	0	97
1 DRUGS, MEDICAMENTS AND BIOLOGICAL SUBSTANCES CAUSING ADVERSE EFFECT IN THERAPEUTIC USE (Y40-Y59)	Male	0	0	0	0	0	1	3	2	1	0	0	7
	Female	1	0	0	0	1	0	1	0	0	1	0	4
	Total	1	0	0	0	1	1	4	2	1	1	0	11
2 MISADVENTURES DURING SURGICAL AND MEDICAL CARE (Y60-Y69, Y70-Y82 & Y83-Y84)	Male	0	1	2	2	8	17	10	13	2	8	0	63
	Female	0	0	1	2	3	0	4	6	3	4	0	23
	Total	0	1	3	4	11	17	14	19	5	12	0	86
E57 OTHER EXTERNAL CAUSES OF ACCIDENTAL INJURY, NOT ELSEWHERE CLASSIFIED (W20-W64, W75-W99, X10-X39, X50-X59)	Male	0	4	23	43	46	45	33	19	8	16	0	237
	Female	0	2	14	22	18	11	12	6	4	7	0	96
	Total	0	6	37	65	64	56	45	25	12	23	0	333
1 ACCIDENTS CAUSED BY MACHINERY, AND BY CUTTING AND PIERCING INSTRUMENTS (W24-W31)	Male	0	0	0	0	0	1	2	0	0	0	0	3
	Female	0	0	1	0	0	1	0	1	0	0	0	3
	Total	0	0	1	0	0	2	2	1	0	0	0	6
2 ACCIDENTS CAUSED BY FIREARM MISSILE (W32-W34)	Male	0	0	0	0	1	1	0	0	0	1	0	3
	Female	0	0	0	0	0	0	0	1	0	0	0	1
	Total	0	0	0	0	1	1	0	1	0	1	0	4
3 BITES OF SNAKES AND OTHER VENOMOUS ANIMALS (X20-X27)	Male	0	1	9	6	5	7	9	6	1	3	0	47
	Female	0	1	3	9	11	2	8	1	0	2	0	37
	Total	0	2	12	15	16	9	17	7	1	5	0	84
4 SUN STROKE (X32)	Male	0	0	0	0	0	0	0	0	0	0	0	0
	Female	0	0	0	0	0	0	0	0	0	0	0	0
	Total	0	0	0	0	0	0	0	0	0	0	0	0

Medically Certified Deaths by Age and Sex According to National list of tenth revision of ICD during the year 2021													
CAUSE OF DEATH	GENDER	AGE GROUPS										NOT SPECIFIED	TOTAL
		LESS THAN 1	1-4	5-14	15-24	25-34	35-44	45-54	55-64	65-69	70 AND ABOVE		
5 ALL OTHER ACCIDENTS INCLUDING LATE EFFECTS (W20-W23, W35-W64, W75-W99, X10-X19, X28-X29, X30-X31 & X50-X59)	Male	0	3	14	37	40	36	22	13	7	12	0	184
	Female	0	1	10	13	7	8	4	3	4	5	0	55
	Total	0	4	24	50	47	44	26	16	11	17	0	239
E58 LATE EFFECTS OF EXTERNAL CAUSES OF MORBIDITY AND MORTALITY (Y85-Y89)	Male	0	0	0	1	3	2	4	6	1	7	0	24
	Female	1	0	0	0	1	2	3	2	2	2	0	13
	Total	1	0	0	1	4	4	7	8	3	9	0	37
E59 SUPPLYMENTARY FACTORS RELATED TO CAUSES OF MORBIDITY AND MORTALITY CLASSIFIED ELSEWHWRE(Y90-Y98)	Male	0	0	0	0	0	1	0	0	0	0	0	1
	Female	0	0	0	1	0	0	0	0	0	0	0	1
	Total	0	0	0	1	0	1	0	0	0	0	0	2
(XXI)FACTORS INFLUENCING HEALTH STATUS AND CONTACT WITH HEALTH SERVICES (Z00-Z99)	Male	3	2	4	13	24	22	31	46	19	23	0	187
	Female	3	1	0	11	11	7	10	15	13	18	0	89
	Total	6	3	4	24	35	29	41	61	32	41	0	276
E 60 PERSONS ENCOUNTERING HEALTH SERVICES FOR EXAMINATION AND INVESTIGATION (Z00-Z13)	Male	1	0	2	7	11	9	9	7	4	2	0	52
	Female	0	0	0	4	3	0	1	10	1	5	0	24
	Total	1	0	2	11	14	9	10	17	5	7	0	76
E 61 PERSONS WITH POTENTIAL HEALTH HAZARDS RELATED TO COMMUNICABLE DISEASES (Z20-Z29)	Male	0	0	0	0	2	1	2	4	1	3	0	13
	Female	0	0	0	0	1	3	2	0	2	2	0	10
	Total	0	0	0	0	3	4	4	4	3	5	0	23
E 62 PERSONS ENCOUNTERING HEALTH SERVICES IN CIRCUMSTANCES RELATED TO REPRODUCTION (Z30-Z39)	Male	0	0	0	1	0	1	1	4	1	3	0	11
	Female	0	0	0	1	2	0	1	1	1	0	0	6
	Total	0	0	0	2	2	1	2	5	2	3	0	17
E 63 PERSONS ENCOUNTERING HEALTH SERVICES FOR SPECIFIC PROCEDURES AND HEALTH CARE (Z40-Z54)	Male	0	0	1	0	3	1	7	12	5	2	0	31
	Female	1	0	0	2	2	1	2	0	1	2	0	11
	Total	1	0	1	2	5	2	9	12	6	4	0	42
E 64 PERSONS WITH POTENTIAL HEALTH HAZARDS RELATED TO SOCIOECONOMIC AND PSYCHOSOCIAL CIRCUMSTANCES (Z55-Z65)	Male	0	0	0	0	0	1	1	2	0	0	0	4
	Female	0	0	0	0	0	0	0	0	2	1	0	3
	Total	0	0	0	0	0	1	1	2	2	1	0	7
E 65 PERSONS ENCOUNTERING HEALTH SERVICES IN OTHER CIRCUMSTANCES (Z70-Z76)	Male	1	0	0	2	1	2	2	6	3	2	0	19
	Female	0	0	0	3	1	0	1	1	2	3	0	11
	Total	1	0	0	5	2	2	3	7	5	5	0	30

Medically Certified Deaths by Age and Sex According to National list of tenth revision of ICD during the year 2021													
CAUSE OF DEATH	GENDER	AGE GROUPS											TOTAL
		LESS THAN 1	1-4	5-14	15-24	25-34	35-44	45-54	55-64	65-69	70 AND ABOVE	NOT SPECIFIED	
E 66 PERSONS WITH POTENTIAL HEALTH HAZARDS RELATED TO FAMILY AND PERSONAL HISTORY AND CERTAIN CONDITIONS INFLUENCING HEALTH STATUS (Z80-Z99)	Male	1	2	1	3	7	7	9	11	5	11	0	57
	Female	2	1	0	1	2	3	3	3	4	5	0	24
	Total	3	3	1	4	9	10	12	14	9	16	0	81
(XXII) CODES FOR SPECIAL PURPOSES (U00-U99)	Male	18	4	11	76	554	1252	1625	1941	911	1807	0	8199
	Female	13	4	6	67	296	598	991	1407	620	1142	0	5144
	Total	31	8	17	143	850	1850	2616	3348	1531	2949	0	13343
E 67 PROVISIONAL ASSIGNMENT OF NEW DISEASES OF UNCERTAIN ETIOLOGY (U00-U49)	Male	18	4	11	76	554	1252	1625	1941	911	1807	0	8199
	Female	13	4	6	67	296	598	991	1407	620	1142	0	5144
	Total	31	8	17	143	850	1850	2616	3348	1531	2949	0	13343
ALL CAUSES (MAJOR GROUP 1 TO20)	Male	6573	565	1049	2976	6140	8612	11125	12798	6393	12715	0	68946
	Female	5514	433	805	2236	3320	3885	5934	7826	3844	8173	0	41970
	Total	12087	998	1854	5212	9460	12497	17059	20624	10237	20888	0	110916

Yearwise Status of MCCD ( event year 2019, 2020 and 2021)												
Diseases Group No.	2019				2020				2021			
	Male	Female	Total	%	Male	Female	Total	%	Male	Female	Total	%
1	5021	2475	7496	11.75	3897	2352	6249	7.78	4538	2649	7187	6.48
2	1293	725	2018	3.16	1044	860	1904	2.37	1682	981	2663	2.40
3	244	223	467	0.73	364	349	713	0.89	424	329	753	0.68
4	998	712	1710	2.68	798	594	1392	1.73	957	691	1648	1.49
5	15	3	18	0.03	77	22	99	0.12	246	84	330	0.30
6	988	570	1558	2.44	733	462	1195	1.49	1048	628	1676	1.51
7	4	3	7	0.01	15	10	25	0.03	74	43	117	0.11
8	2	1	3	0.00	12	3	15	0.02	34	17	51	0.05
9	8087	4855	12942	20.29	8672	4847	13519	16.83	11403	6560	17963	16.20
10	6278	2738	9016	14.14	11791	5369	17160	21.36	18215	11948	30163	27.19
11	2387	607	2994	4.69	2255	728	2983	3.71	2383	792	3175	2.86
12	79	39	118	0.19	101	81	182	0.23	93	77	170	0.15
13	28	41	69	0.11	52	42	94	0.12	106	73	179	0.16
14	963	518	1481	2.32	1030	603	1633	2.03	1308	811	2119	1.91
15	0	356	356	0.56	65	337	402	0.50	69	646	715	0.64
16	7351	4697	12048	18.89	6837	5588	12425	15.47	4239	4022	8261	7.45
17	229	142	371	0.58	395	237	632	0.79	465	263	728	0.66
18	3184	1568	4752	7.45	4318	2889	7207	8.97	7286	4017	11303	10.19
19	3488	1370	4858	7.62	3923	1541	5464	6.80	3758	1412	5170	4.66
20	1088	402	1490	2.34	1947	560	2507	3.12	2232	694	2926	2.64
21	0	0	0	0	104	54	158	0.20	187	89	276	0.25
22	0	0	0	0	3048	1320	4368	5.44	8199	5144	13343	12.03
Total	41727	22045	63772	100	51478	28848	80326	100	68946	41970	110916	100

## Age Group Wise Number of Deaths (Major Group 1-20)

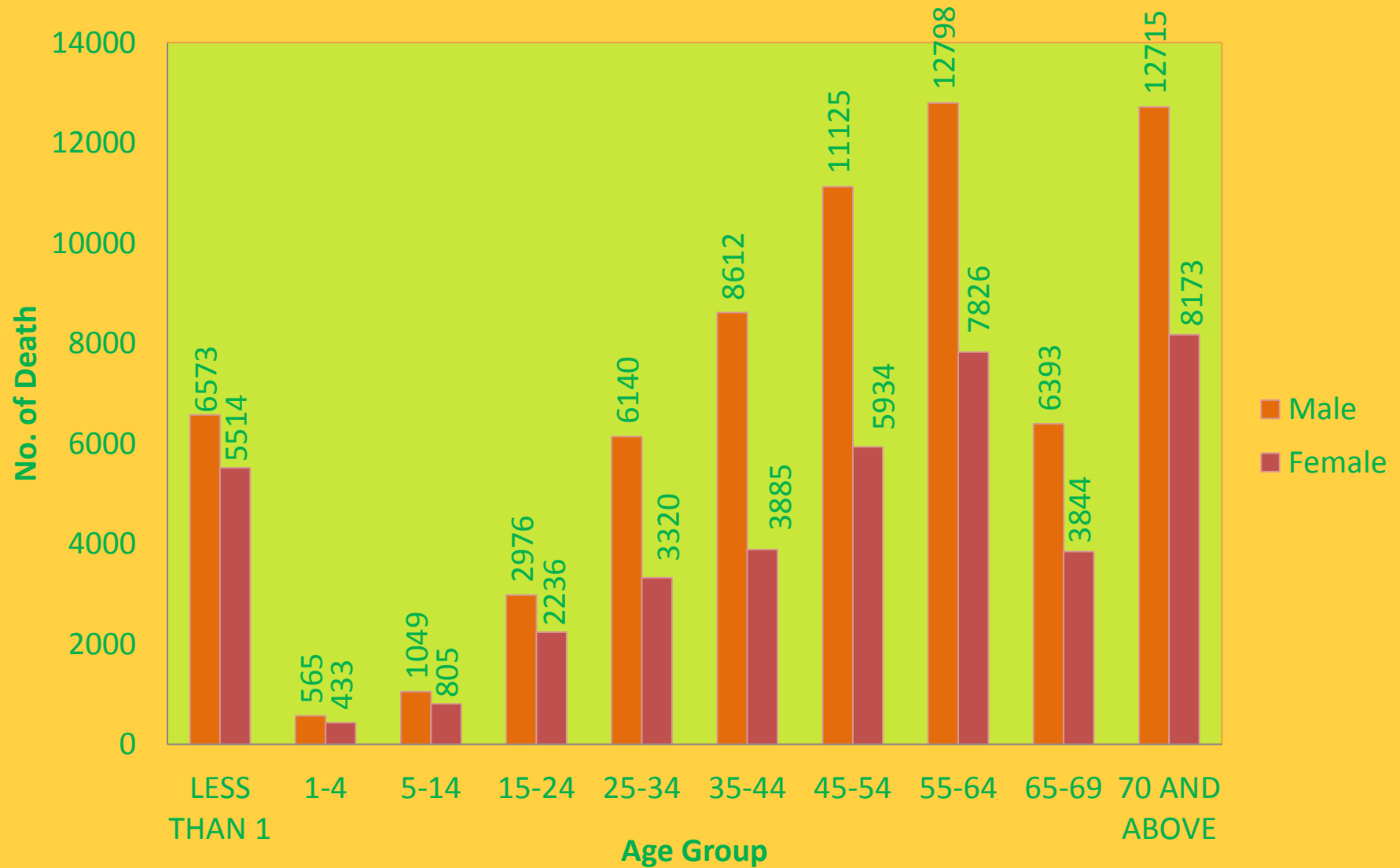


Chart 1

## Groupwise Male and Female MCCD in 2021( Major group 1to22)

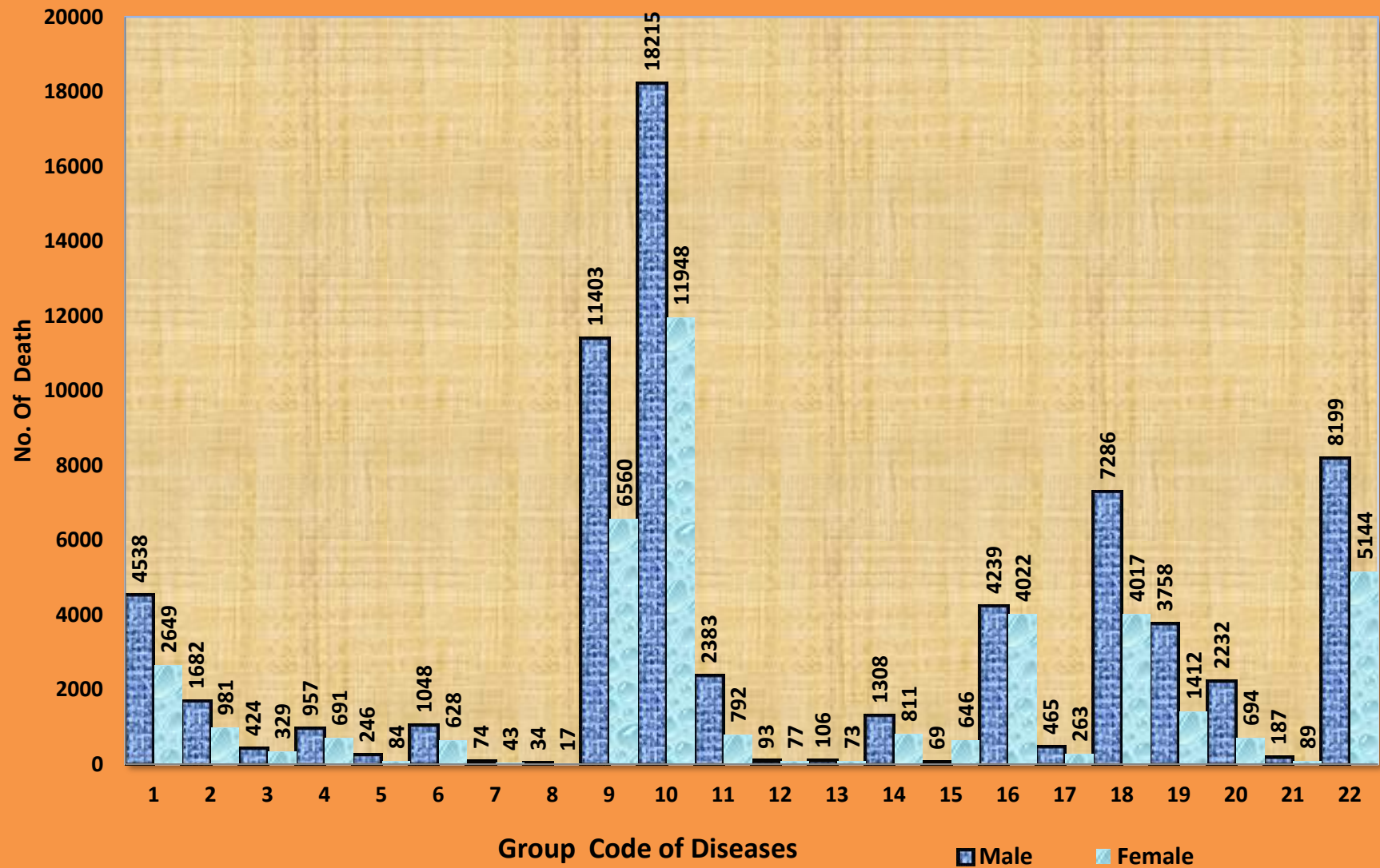
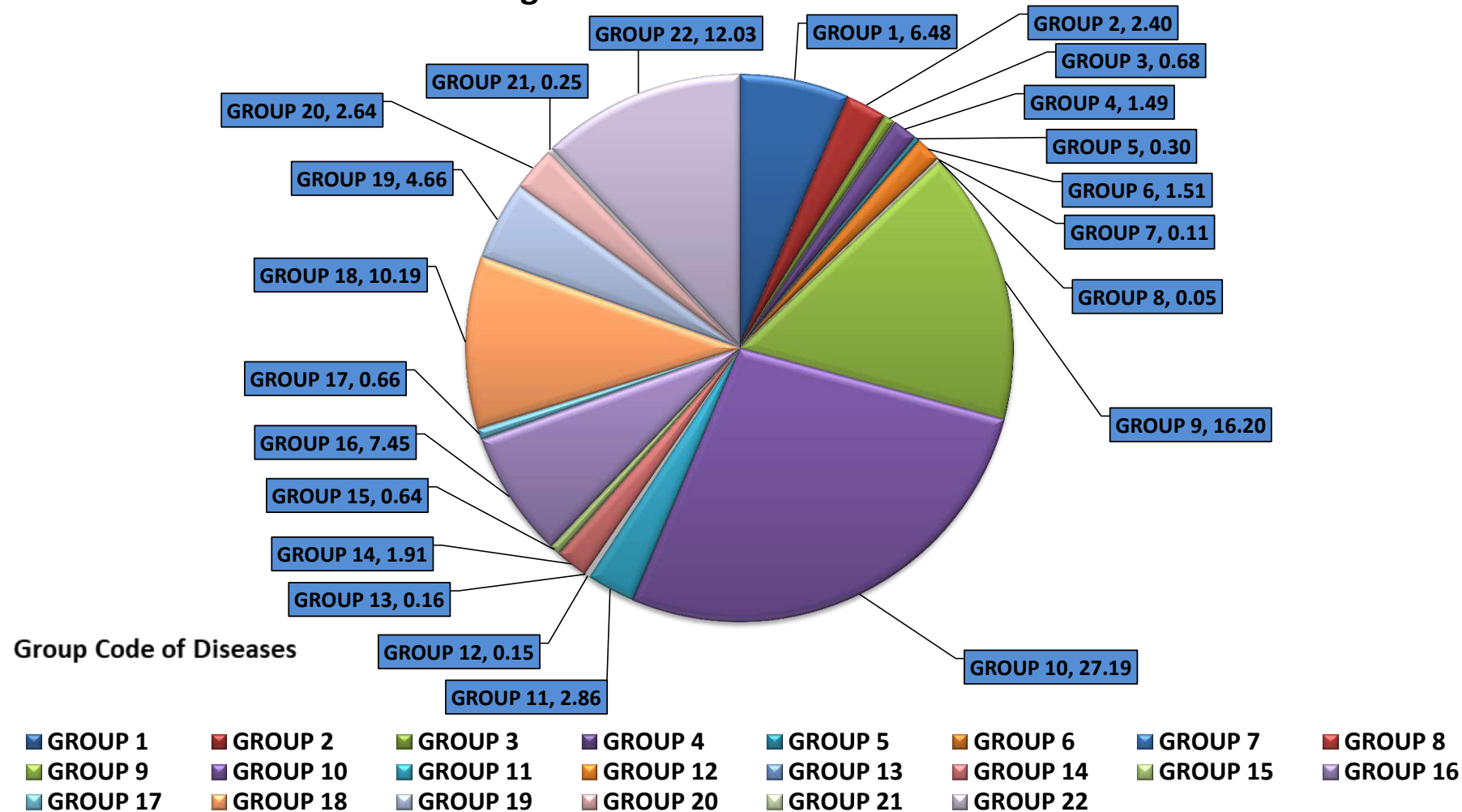


Chart 2

## Percentage of Diseaseswise Deaths in Year 2021



## Percentage of Diseaseswise Deaths in the Years 2019, 2020 and 2021

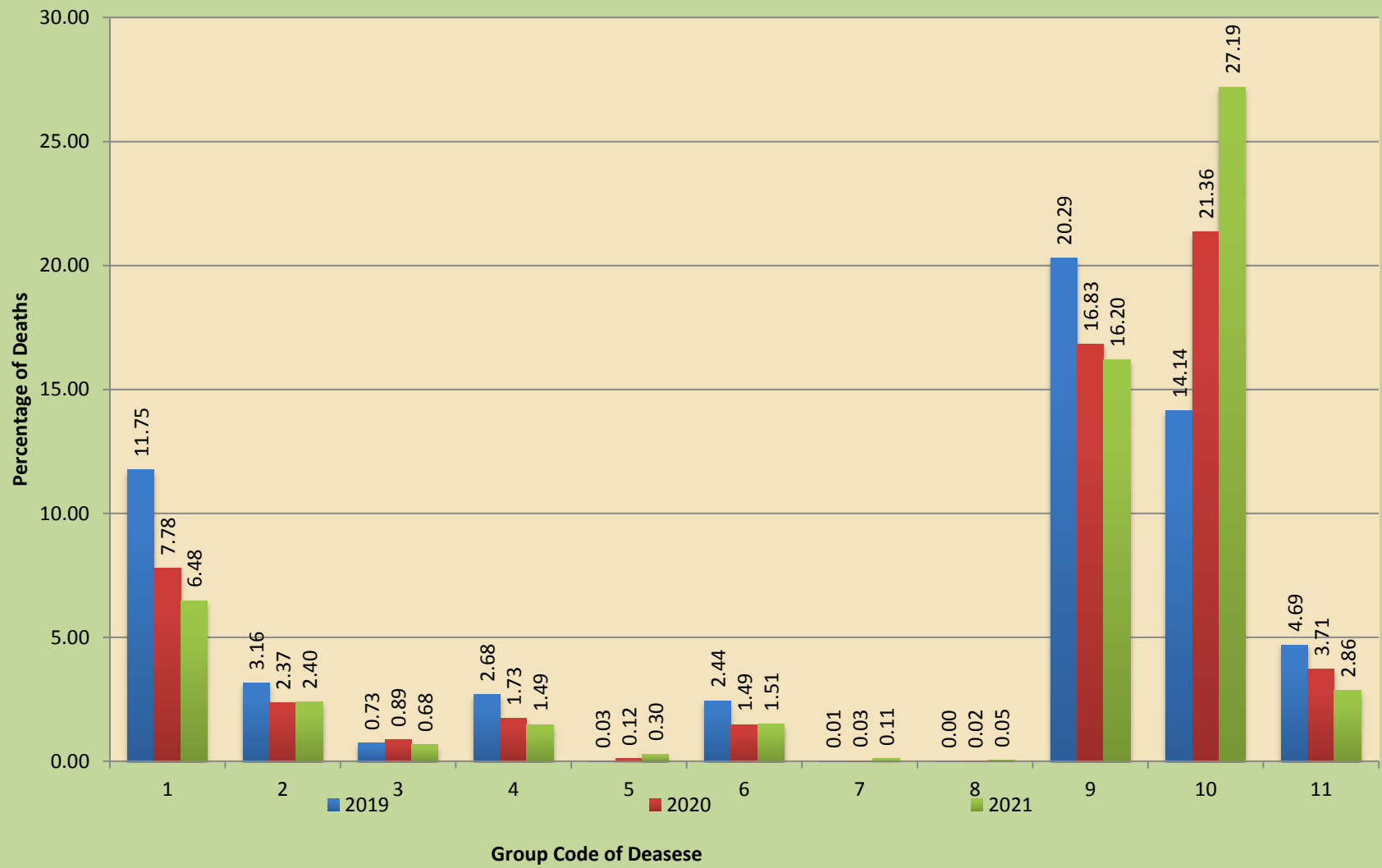


Chart 4



## Percentage of Diseasewise Deaths in the Years 2019, 2020 and 2021



Chart 5

**YOJANA BHAWAN, TILAK MARG, C-SCHEME, JAIPUR**

**PH. 0141-2222740**

**WEBSITE –<http://statistics.rajasthan.gov.in>**

**E- mail- [jd vital.des@rajasthan.gov.in](mailto:jd vital.des@rajasthan.gov.in)**